

## Alka 118 Part B

### Alka Coating Pty Ltd.

Chemwatch: 7967-05

Version No: 2.1

Safety Data Sheet according to Work Health and Safety Regulations (Hazardous Chemicals) 2023 and ADG requirements

Chemwatch Hazard Alert Code: 4

Initial Date: 24/06/2025

Revision Date: 24/06/2025

Print Date: 26/06/2025

S.GHS.AUS.EN.E

## SECTION 1 Identification of the substance / mixture and of the company / undertaking

### Product Identifier

Product name	Alka 118 Part B
Chemical Name	Not Applicable
Synonyms	Not Available
Proper shipping name	AMINES, LIQUID, CORROSIVE, N.O.S. (contains isophorone diamine)
Chemical formula	Not Applicable
Other means of identification	Not Available

### Relevant identified uses of the substance or mixture and uses advised against

Relevant identified uses	Floor Coating, Coating. Use according to manufacturer's directions.
--------------------------	--

### Details of the manufacturer or importer of the safety data sheet

Registered company name	Alka Coating Pty Ltd.
Address	87 Market St Smithfield NSW 2164 Australia
Telephone	Not Available
Fax	Not Available
Website	Not Available
Email	Not Available

### Emergency telephone number

Association / Organisation	CHEMWATCH EMERGENCY RESPONSE (24/7)
Emergency telephone number(s)	+61 1800 951 288 (ID#: 7967-05)
Other emergency telephone number(s)	+61 3 9573 3188

## SECTION 2 Hazards identification

### Classification of the substance or mixture

Poisons Schedule	S5
Classification <sup>[1]</sup>	Acute Toxicity (Dermal) Category 4, Skin Corrosion/Irritation Category 1A, Sensitisation (Skin) Category 1, Serious Eye Damage/Eye Irritation Category 1, Specific Target Organ Toxicity - Single Exposure (Narcotic Effects) Category 3, Reproductive Toxicity Category 2, Hazardous to the Aquatic Environment Long-Term Hazard Category 2
Legend:	1. Classified by Chemwatch; 2. Classification drawn from HCIS; 3. Classification drawn from Regulation (EU) No 1272/2008 - Annex VI

### Label elements

Hazard pictogram(s)	
Signal word	Danger

### Hazard statement(s)

H312	Harmful in contact with skin.
H314	Causes severe skin burns and eye damage.
H317	May cause an allergic skin reaction.
H336	May cause drowsiness or dizziness.
H361fd	Suspected of damaging fertility. Suspected of damaging the unborn child.
H411	Toxic to aquatic life with long lasting effects.
AUH019	May form explosive peroxides.

**Precautionary statement(s) Prevention**

P202	Do not handle until all safety precautions have been read and understood.
P260	Do not breathe mist/vapours/spray.
P264	Wash all exposed external body areas thoroughly after handling.
P271	Use only outdoors or in a well-ventilated area.
P280	Wear protective gloves, protective clothing, eye protection and face protection.
P273	Avoid release to the environment.
P272	Contaminated work clothing should not be allowed out of the workplace.

**Precautionary statement(s) Response**

P301+P330+P331	IF SWALLOWED: Rinse mouth. Do NOT induce vomiting.
P303+P361+P353	IF ON SKIN (or hair): Take off immediately all contaminated clothing. Rinse skin with water [or shower].
P305+P351+P338	IF IN EYES: Rinse cautiously with water for several minutes. Remove contact lenses, if present and easy to do. Continue rinsing.
P308+P313	IF exposed or concerned: Get medical advice/ attention.
P310	Immediately call a POISON CENTER/doctor/physician/first aider.
P302+P352	IF ON SKIN: Wash with plenty of water and soap.
P363	Wash contaminated clothing before reuse.
P333+P313	If skin irritation or rash occurs: Get medical advice/attention.
P362+P364	Take off contaminated clothing and wash it before reuse.
P391	Collect spillage.
P304+P340	IF INHALED: Remove person to fresh air and keep comfortable for breathing.

**Precautionary statement(s) Storage**

P405	Store locked up.
P403+P233	Store in a well-ventilated place. Keep container tightly closed.

**Precautionary statement(s) Disposal**

P501	Dispose of contents/container to authorised hazardous or special waste collection point in accordance with any local regulation.
------	--

No further product hazard information.

**SECTION 3 Composition / information on ingredients****Substances**

See section below for composition of Mixtures

**Mixtures**

CAS No	%[weight]	Name
2855-13-2	30-50	<u>isophorone diamine</u>
100-51-6	10-30	<u>benzyl alcohol</u>
27193-86-8	10-20	<u>dodecylphenol, branched</u>
69-72-7	1-10	<u>salicylic acid</u>
Not Available	1-5	epoxy resin, proprietary
Not Available	1-10	others, proprietary

**Legend:** 1. Classified by Chemwatch; 2. Classification drawn from HCIS; 3. Classification drawn from Regulation (EU) No 1272/2008 - Annex VI; 4. Classification drawn from C&L; \* EU IOELVs available

**SECTION 4 First aid measures****Description of first aid measures**

<b>Eye Contact</b>	<p>If this product comes in contact with the eyes:</p> <ul style="list-style-type: none"> <li>▶ Immediately hold eyelids apart and flush the eye continuously with running water.</li> <li>▶ Ensure complete irrigation of the eye by keeping eyelids apart and away from eye and moving the eyelids by occasionally lifting the upper and lower lids.</li> <li>▶ Continue flushing until advised to stop by the Poisons Information Centre or a doctor, or for at least 15 minutes.</li> <li>▶ Transport to hospital or doctor without delay.</li> <li>▶ Removal of contact lenses after an eye injury should only be undertaken by skilled personnel.</li> </ul> <p>For amines:</p> <ul style="list-style-type: none"> <li>▶ If liquid amines come in contact with the eyes, irrigate immediately and continuously with low pressure flowing water, preferably from an eye wash fountain, for 15 to 30 minutes.</li> </ul>
--------------------	--

Continued...

	<ul style="list-style-type: none"> <li>▶ For more effective flushing of the eyes, use the fingers to spread apart and hold open the eyelids. The eyes should then be "rolled" or moved in all directions.</li> <li>▶ Seek immediate medical attention, preferably from an ophthalmologist.</li> </ul>
<b>Skin Contact</b>	<p>If skin or hair contact occurs:</p> <ul style="list-style-type: none"> <li>▶ Immediately flush body and clothes with large amounts of water, using safety shower if available.</li> <li>▶ Quickly remove all contaminated clothing, including footwear.</li> <li>▶ Wash skin and hair with running water. Continue flushing with water until advised to stop by the Poisons Information Centre.</li> <li>▶ Transport to hospital, or doctor.</li> </ul> <p>For amines:</p> <ul style="list-style-type: none"> <li>▶ In case of major exposure to liquid amine, promptly remove any contaminated clothing, including rings, watches, and shoe, preferably under a safety shower.</li> <li>▶ Wash skin for 15 to 30 minutes with plenty of water and soap. Call a physician immediately.</li> <li>▶ Remove and dry-clean or launder clothing soaked or soiled with this material before reuse. Dry cleaning of contaminated clothing may be more effective than normal laundering.</li> <li>▶ Inform individuals responsible for cleaning of potential hazards associated with handling contaminated clothing.</li> <li>▶ Discard contaminated leather articles such as shoes, belts, and watchbands.</li> <li>▶ Note to Physician: Treat any skin burns as thermal burns. After decontamination, consider the use of cold packs and topical antibiotics.</li> </ul>
<b>Inhalation</b>	<ul style="list-style-type: none"> <li>▶ If fumes or combustion products are inhaled remove from contaminated area.</li> <li>▶ Lay patient down. Keep warm and rested.</li> <li>▶ Prostheses such as false teeth, which may block airway, should be removed, where possible, prior to initiating first aid procedures.</li> <li>▶ Apply artificial respiration if not breathing, preferably with a demand valve resuscitator, bag-valve mask device, or pocket mask as trained. Perform CPR if necessary.</li> <li>▶ Transport to hospital, or doctor, without delay.</li> <li>▶ Inhalation of vapours or aerosols (mists, fumes) may cause lung oedema.</li> <li>▶ Corrosive substances may cause lung damage (e.g. lung oedema, fluid in the lungs).</li> <li>▶ As this reaction may be delayed up to 24 hours after exposure, affected individuals need complete rest (preferably in semi-recumbent posture) and must be kept under medical observation even if no symptoms are (yet) manifested.</li> <li>▶ Before any such manifestation, the administration of a spray containing a dexamethasone derivative or beclomethasone derivative may be considered.</li> </ul> <p><b>This must definitely be left to a doctor or person authorised by him/her.</b> (ICSC13719)</p> <p>For amines:</p> <ul style="list-style-type: none"> <li>▶ All employees working in areas where contact with amine catalysts is possible should be thoroughly trained in the administration of appropriate first aid procedures.</li> <li>▶ Experience has demonstrated that prompt administration of such aid can minimize the effects of accidental exposure.</li> <li>▶ Promptly move the affected person away from the contaminated area to an area of fresh air.</li> <li>▶ Keep the affected person calm and warm, but not hot.</li> <li>▶ If breathing is difficult, oxygen may be administered by a qualified person.</li> <li>▶ If breathing stops, give artificial respiration. Call a physician at once.</li> </ul>
<b>Ingestion</b>	<ul style="list-style-type: none"> <li>▶ For advice, contact a Poisons Information Centre or a doctor at once.</li> <li>▶ Urgent hospital treatment is likely to be needed.</li> <li>▶ <b>If swallowed do NOT induce vomiting.</b></li> <li>▶ If vomiting occurs, lean patient forward or place on left side (head-down position, if possible) to maintain open airway and prevent aspiration.</li> <li>▶ Observe the patient carefully.</li> <li>▶ Never give liquid to a person showing signs of being sleepy or with reduced awareness; i.e. becoming unconscious.</li> <li>▶ Give water to rinse out mouth, then provide liquid slowly and as much as casualty can comfortably drink.</li> <li>▶ Transport to hospital or doctor without delay.</li> </ul> <p>For amines:</p> <ul style="list-style-type: none"> <li>▶ If liquid amine are ingested, have the affected person drink several glasses of water or milk.</li> <li>▶ Do not induce vomiting.</li> <li>▶ Immediately transport to a medical facility and inform medical personnel about the nature of the exposure. The decision of whether to induce vomiting should be made by an attending physician.</li> </ul>

#### Indication of any immediate medical attention and special treatment needed

for salicylate intoxication:

- Pending gastric lavage, use emetics such as syrup of Ipecac or delay gastric emptying and absorption by swallowing a slurry of activated charcoal. **Do not give ipecac after charcoal.**
  - Gastric lavage with water or perhaps sodium bicarbonate solution (3%-5%). Mild alkali delays salicylate absorption from the stomach and perhaps slightly from the duodenum.
  - Saline catharsis with sodium or magnesium sulfate (15-30 gm in water).
  - Take an immediate blood sample for an appraisal of the patient's acid-base status. A pH determination on an anaerobic sample of arterial blood is best. An analysis of the plasma salicylate concentration should be made at the same time. Laboratory controls are almost essential for the proper management of severe salicylism.
  - In the presence of an established acidosis, alkali therapy is essential, but at least in an adult, alkali should be withheld until its need is demonstrated by chemical analysis. The intensity of treatment depends on the intensity of acidosis. In the presence of vomiting, intravenous sodium bicarbonate is the most satisfactory of all alkali therapy.
  - Correct dehydration and hypoglycaemia (if present) by the intravenous administration of glucose in water or in isotonic saline. The administration of glucose may also serve to remedy ketosis which is often seen in poisoned children.
  - Even in patients without hypoglycaemia, infusions of glucose adequate to produce distinct hyperglycaemia are recommended to prevent glucose depletion in the brain. This recommendation is based on impressive experimental data in animals.
  - Renal function should be supported by correcting dehydration and incipient shock. Overhydration is not justified. An alkaline urine should be maintained by the administration of alkali if necessary with care to prevent a severe systemic alkalosis. As long as urine remains alkaline (pH above 7.5), administration of an osmotic diuretic such as mannitol or perhaps THAM is useful, but one must be careful to avoid hypokalaemia. Supplements of potassium chloride should be included in parenteral fluids.
  - Small doses of barbiturates, diazepam, paraldehyde, or perhaps other sedatives (but probably not morphine) may be required to suppress extreme restlessness and convulsions.
  - For hyperpyrexia, use sponge baths.
- The presence of petechiae or other signs of haemorrhagic tendency calls for a large Vitamin K dose and perhaps ascorbic acid. Minor transfusions may be necessary since bleeding in salicylism is not always due to a prothrombin effect.
- Haemodialysis and haemoperfusion have proved useful in salicylate poisoning, as have peritoneal dialysis and exchange transfusions, but alkaline diuretic therapy is probably sufficient except in fulminating cases.

[GOSSELIN, et.al.: *Clinical Toxicology of Commercial Products*]

The mechanism of the toxic effect involves metabolic acidosis, respiratory alkalosis, hypoglycaemia, and potassium depletion. Salicylate poisoning is characterised by extreme acid-base disturbances, electrolyte disturbances and decreased levels of consciousness. There are differences between acute and chronic toxicity and a varying clinical picture which is dependent on the age of the patient and their kidney function. The major feature of poisoning is metabolic acidosis due to "uncoupling of oxidative phosphorylation" which produces an increased metabolic rate, increased oxygen consumption, increased formation of carbon dioxide, increased heat production and increased utilisation of glucose. Direct stimulation of the respiratory centre leads to hyperventilation and respiratory alkalosis. This leads to compensatory increased renal excretion of bicarbonate which contributes to the metabolic acidosis which may coexist or develop subsequently. Hypoglycaemia may occur as a result of increased glucose demand, increased rates of tissue glycolysis, and impaired rate of glucose synthesis. **NOTE:** Tissue glucose levels may be lower than plasma levels. Hyperglycaemia may occur due to increased glycogenolysis. Potassium depletion occurs as a result of increased renal excretion as well as intracellular movement of potassium. Salicylates competitively inhibit vitamin K dependent synthesis of factors II, VII, IX, X and in addition, may produce a mild dose dependent hepatitis. Salicylates are bound to albumin. The extent of protein binding is concentration dependent (and falls with higher blood levels). This, and the effects of acidosis, decreasing ionisation, means that the volume of distribution increases markedly in overdose as does CNS penetration. The extent of protein binding (50-80%) and the rate of metabolism are concentration dependent.

Hepatic clearance has zero order kinetics and thus the therapeutic half-life of 2-4.5 hours but the half-life in overdose is 18-36 hours. Renal excretion is the most important route in overdose. Thus when the salicylate concentrations are in the toxic range there is increased tissue distribution and impaired clearance of the drug.

*HyperTox 3.0* <https://www.ozemail.com.au/-ouad/SAL10001.HTA>

Clinical experience of benzyl alcohol poisoning is generally confined to premature neonates in receipt of preserved intravenous salines.

- ▶ Metabolic acidosis, bradycardia, skin breakdown, hypotonia, hepatorenal failure, hypotension and cardiovascular collapse are characteristic.
- ▶ High urine benzoate and hippuric acid as well as elevated serum benzoic acid levels are found.
- ▶ The so-called "gasping syndrome" describes the progressive neurological deterioration of poisoned neonates.
- ▶ Management is essentially supportive.

For acute or short term repeated exposures to phenols/ cresols:

- ▶ Phenol is absorbed rapidly through lungs and skin. [Massive skin contact may result in collapse and death]\*
- ▶ [Ingestion may result in ulceration of upper respiratory tract; perforation of oesophagus and/or stomach, with attendant complications, may occur. Oesophageal stricture may occur.]\*
- ▶ An initial excitatory phase may present. Convulsions may appear as long as 18 hours after ingestion. Hypotension and ventricular tachycardia that require vasopressor and antiarrhythmic therapy, respectively, can occur.
- ▶ Respiratory arrest, ventricular dysrhythmias, seizures and metabolic acidosis may complicate severe phenol exposures so the initial attention should be directed towards stabilisation of breathing and circulation with ventilation, intubation, intravenous lines, fluids and cardiac monitoring as indicated.
- ▶ [Vegetable oils retard absorption; do NOT use paraffin oils or alcohols. Gastric lavage, with endotracheal intubation, should be repeated until phenol odour is no longer detectable; follow with vegetable oil. A saline cathartic should then be given.]\* ALTERNATIVELY: Activated charcoal (1g/kg) may be given. A cathartic should be given after oral activated charcoal.
- ▶ Severe poisoning may require slow intravenous injection of methylene blue to treat methaemoglobinemia.
- ▶ [Renal failure may require haemodialysis.]\*
- ▶ Most absorbed phenol is biotransformed by the liver to ethereal and glucuronide sulfates and is eliminated almost completely after 24 hours. [*Ellenhorn and Barceloux: Medical Toxicology*] \*[*Union Carbide*]

#### BIOLOGICAL EXPOSURE INDEX - BEI

These represent the determinants observed in specimens collected from a healthy worker who has been exposed to the Exposure Standard (ES or TLV):

Determinant	Index	Sampling Time	Comments
1. Total phenol in blood	250 mg/gm creatinine	End of shift	B, NS

B: Background levels occur in specimens collected from subjects **NOT** exposed

NS: Non-specific determinant; also seen in exposure to other materials

for non-steroidal anti-inflammatories (NSAIDs)

- ▶ Symptoms following acute NSAIDs overdoses are usually limited to lethargy, drowsiness, nausea, vomiting, and epigastric pain, which are generally reversible with supportive care. Gastrointestinal bleeding can occur. Hypertension, acute renal failure, respiratory depression, and coma may occur, but are rare. Anaphylactoid reactions have been reported with therapeutic ingestion of NSAIDs, and may occur following an overdose.
- ▶ Patients should be managed by symptomatic and supportive care following a NSAIDs overdose.
- ▶ There are no specific antidotes.
- ▶ Emesis and/or activated charcoal (60 to 100 grams in adults, 1 to 2 g/kg in children), and/or osmotic cathartic may be indicated in patients seen within 4 hours of ingestion with symptoms or following a large overdose (5 to 10 times the usual dose).
- ▶ Forced diuresis, alkalinisation of urine, hemodialysis, or haemoperfusion may not be useful due to high protein binding.
- ▶ For gastrointestinal haemorrhage, monitor stool guaiac and administer antacids or sucralfate.
- ▶ For mild/moderate allergic reactions, administer antihistamines with or without inhaled beta agonists, corticosteroids, or epinephrine.
- ▶ For severe allergic reactions, administer oxygen, antihistamines, epinephrine, or corticosteroids. Nephritis or nephrotic syndrome, thrombocytopenia, or haemolytic anemia may respond to glucocorticoid administration.
- ▶ For severe acidosis, administer sodium bicarbonate.
- ▶ Administer as required: plasma volume expanders for severe hypotension; diazepam or other benzodiazepine for convulsions; vitamin K1 for hypoprothrombinaemia; and/or dopamine plus dobutamine intravenously to prevent or reverse early indications of renal failure.

Serious gastrointestinal toxicity, such as bleeding, ulceration, and perforation, can occur at any time, with or without warning symptoms, in patients treated chronically with NSAID therapy. Although minor upper gastrointestinal problems, such as dyspepsia, are common, usually developing early in therapy, physicians should remain alert for ulceration and bleeding in patients treated chronically with NSAIDs even in the absence of previous GI tract symptoms. In patients observed in clinical trials of several months to two years duration, symptomatic upper GI ulcers, gross bleeding or perforation appear to occur in approximately 1% of patients treated for 3 to 6 months, and in about 2% to 4% of patients treated for one year. Physicians should inform patients about the signs and/or symptoms of serious GI toxicity and what steps to take if they occur.

Studies to date have not identified any subset of patients not at risk of developing peptic ulceration and bleeding. Except for a prior history of serious GI events and other risk factors known to be associated with peptic ulcer disease, such as alcoholism, smoking, etc., no risk factors (e.g., age, sex) have been associated with increased risk. Elderly or debilitated patients seem to tolerate ulceration or bleeding less well than other individuals, and most spontaneous reports of fatal GI events are in this population. Studies to date are inconclusive concerning the relative risk of various NSAIDs in causing such reactions. High doses of any NSAID probably carry a greater risk of these reactions, although controlled clinical trials showing this do not exist in most cases. In considering the use of relatively large doses (within the recommended dosage range), sufficient benefit should be anticipated to offset the potential increased risk of GI toxicity.

For acute or short-term repeated exposures to highly alkaline materials:

- ▶ Respiratory stress is uncommon but present occasionally because of soft tissue edema.
- ▶ Unless endotracheal intubation can be accomplished under direct vision, cricothyroidotomy or tracheotomy may be necessary.
- ▶ Oxygen is given as indicated.
- ▶ The presence of shock suggests perforation and mandates an intravenous line and fluid administration.
- ▶ Damage due to alkaline corrosives occurs by liquefaction necrosis whereby the saponification of fats and solubilisation of proteins allow deep penetration into the tissue.

Alkalis continue to cause damage after exposure.

#### INGESTION:

- ▶ Milk and water are the preferred diluents

No more than 2 glasses of water should be given to an adult.

- ▶ Neutralising agents should never be given since exothermic heat reaction may compound injury.

\* Catharsis and emesis are absolutely contra-indicated.

\* Activated charcoal does not absorb alkali.

\* Gastric lavage should not be used.

Supportive care involves the following:

- ▶ Withhold oral feedings initially.
- ▶ If endoscopy confirms transmucosal injury start steroids only within the first 48 hours.
- ▶ Carefully evaluate the amount of tissue necrosis before assessing the need for surgical intervention.
- ▶ Patients should be instructed to seek medical attention whenever they develop difficulty in swallowing (dysphagia).

#### SKIN AND EYE:

- ▶ Injury should be irrigated for 20-30 minutes.

Eye injuries require saline. [*Ellenhorn & Barceloux: Medical Toxicology*]

For amines:

- ▶ Certain amines may cause injury to the respiratory tract and lungs if aspirated. Also, such products may cause tissue destruction leading to stricture. If lavage is performed, endotracheal and/or esophagoscopy control is suggested.
- ▶ No specific antidote is known.
- ▶ Care should be supportive and treatment based on the judgment of the physician in response to the reaction of the patient.

Laboratory animal studies have shown that a few amines are suspected of causing depletion of certain white blood cells and their precursors in lymphoid tissue. These effects may be due to an immunosuppressive mechanism.

Some persons with hyperreactive airways (e.g., asthmatic persons) may experience wheezing attacks (bronchospasm) when exposed to airway irritants.

Lung injury may result following a single massive overexposure to high vapour concentrations or multiple exposures to lower concentrations of any pulmonary irritant material.

Health effects of amines, such as skin irritation and transient corneal edema ("blue haze," "halo effect," "glauropsia"), are best prevented by means of formal worker education, industrial hygiene monitoring, and exposure control methods. Persons who are highly sensitive to the triggering effect of non-specific irritants should not be assigned to jobs in which such agents are used, handled, or manufactured.

**Medical surveillance programs** should consist of a pre-placement evaluation to determine if workers or applicants have any impairments (e.g., hyperreactive airways or bronchial asthma) that would limit their fitness for work in jobs with potential for exposure to amines. A clinical baseline can be established at the time of this evaluation. Periodic medical evaluations can have significant value in the early detection of disease and in providing an opportunity for health counseling.

Medical personnel conducting medical surveillance of individuals potentially exposed to polyurethane amine catalysts should consider the following:

- ▶ Health history, with emphasis on the respiratory system and history of infections
- ▶ Physical examination, with emphasis on the respiratory system and the lymphoreticular organs (lymph nodes, spleen, etc.)
- ▶ Lung function tests, pre- and post-bronchodilator if indicated
- ▶ Total and differential white blood cell count
- ▶ Serum protein electrophoresis

Persons who are concurrently exposed to isocyanates also should be kept under medical surveillance.

Pre-existing medical conditions generally aggravated by exposure include skin disorders and allergies, chronic respiratory disease (e.g. bronchitis, asthma, emphysema), liver disorders, kidney disease, and eye disease.

Broadly speaking, exposure to amines, as characterised by amine catalysts, may cause effects similar to those caused by exposure to ammonia. As such, amines should be considered potentially injurious to any tissue that is directly contacted.

Inhalation of aerosol mists or vapors, especially of heated product, can result in chemical pneumonitis, pulmonary edema, laryngeal edema, and delayed scarring of the airway or other affected organs. There is no specific treatment.

Clinical management is based upon supportive treatment, similar to that for thermal burns.

Persons with major skin contact should be maintained under medical observation for at least 24 hours due to the possibility of delayed reactions.

**Polyurethane Amine Catalysts: Guidelines for Safe Handling and Disposal Technical Bulletin June 2000**  
Alliance for Polyurethanes Industry

## SECTION 5 Firefighting measures

### Extinguishing media

- ▶ Foam.
- ▶ Dry chemical powder.
- ▶ BCF (where regulations permit).
- ▶ Carbon dioxide.
- ▶ Water spray or fog - Large fires only.

### Special hazards arising from the substrate or mixture

#### Fire Incompatibility

- ▶ Avoid contamination with oxidising agents i.e. nitrates, oxidising acids, chlorine bleaches, pool chlorine etc. as ignition may result

### Advice for firefighters

<b>Fire Fighting</b>	<ul style="list-style-type: none"> <li>▶ Alert Fire Brigade and tell them location and nature of hazard.</li> <li>▶ Wear full body protective clothing with breathing apparatus.</li> <li>▶ Prevent, by any means available, spillage from entering drains or water course.</li> <li>▶ Use fire fighting procedures suitable for surrounding area.</li> <li>▶ <b>Do not approach containers suspected to be hot.</b></li> <li>▶ Cool fire exposed containers with water spray from a protected location.</li> <li>▶ If safe to do so, remove containers from path of fire.</li> <li>▶ Equipment should be thoroughly decontaminated after use.</li> </ul> <p>For amines:</p> <ul style="list-style-type: none"> <li>▶ For firefighting, cleaning up large spills, and other emergency operations, workers must wear a self-contained breathing apparatus with full face-piece, operated in a pressure-demand mode.</li> <li>▶ Airline and air purifying respirators should not be worn for firefighting or other emergency or upset conditions.</li> <li>▶ Respirators should be used in conjunction with a respiratory protection program, which would include suitable fit testing and medical evaluation of the user.</li> </ul>
<b>Fire/Explosion Hazard</b>	<ul style="list-style-type: none"> <li>▶ Combustible.</li> <li>▶ Slight fire hazard when exposed to heat or flame.</li> <li>▶ Heating may cause expansion or decomposition leading to violent rupture of containers.</li> <li>▶ On combustion, may emit toxic fumes of carbon monoxide (CO).</li> <li>▶ May emit acrid smoke.</li> <li>▶ Mists containing combustible materials may be explosive.</li> </ul> <p>Combustion products include: carbon dioxide (CO<sub>2</sub>) aldehydes nitrogen oxides (NO<sub>x</sub>) other pyrolysis products typical of burning organic material. May emit corrosive fumes.</p> <p><b>WARNING:</b> Long standing in contact with air and light may result in the formation of potentially explosive peroxides.</p>
<b>HAZCHEM</b>	2X

## SECTION 6 Accidental release measures

### Personal precautions, protective equipment and emergency procedures

See section 8

### Environmental precautions

See section 12

### Methods and material for containment and cleaning up

<b>Minor Spills</b>	<p>Environmental hazard - contain spillage.</p> <ul style="list-style-type: none"> <li>▶ Drains for storage or use areas should have retention basins for pH adjustments and dilution of spills before discharge or disposal of material.</li> <li>▶ Check regularly for spills and leaks.</li> </ul> <p>for amines:</p> <ul style="list-style-type: none"> <li>▶ If possible (i.e., without risk of contact or exposure), stop the leak.</li> <li>▶ Contain the spilled material by diking, then neutralize.</li> <li>▶ Next, absorb the neutralized product with clay, sawdust, vermiculite, or other inert absorbent and shovel into containers.</li> <li>▶ Store the containers outdoors.</li> </ul>
---------------------	--

	<ul style="list-style-type: none"> <li>▶ Brooms and mops should be disposed of, along with any remaining absorbent, in accordance with all applicable federal, state, and local regulations and requirements.</li> <li>▶ Decontamination of floors and other hard surfaces after the spilled material has been removed may be accomplished by using a 5% solution of acetic acid, followed by very hot water</li> <li>▶ Dispose of the material in full accordance with all federal, state, and local laws and regulations governing the disposal of chemical wastes.</li> <li>▶ Waste materials from an amine catalyst spill or leak may be "hazardous wastes" that are regulated under various laws.</li> <li>▶ Clean up all spills immediately.</li> <li>▶ Avoid breathing vapours and contact with skin and eyes.</li> <li>▶ Control personal contact with the substance, by using protective equipment.</li> <li>▶ Contain and absorb spill with sand, earth, inert material or vermiculite.</li> <li>▶ Wipe up.</li> <li>▶ Place in a suitable, labelled container for waste disposal.</li> </ul>
<b>Major Spills</b>	<p>Environmental hazard - contain spillage.</p> <p>For amines:</p> <ul style="list-style-type: none"> <li>▶ First remove all ignition sources from the spill area.</li> <li>▶ Have firefighting equipment nearby, and have firefighting personnel fully trained in the proper use of the equipment and in the procedures used in fighting a chemical fire.</li> <li>▶ Spills and leaks of polyurethane amine catalysts should be contained by diking, if necessary, and cleaned up only by properly trained and equipped personnel. All others should promptly leave the contaminated area and stay upwind.</li> <li>▶ Protective equipment for cleanup crews should include appropriate respiratory protective devices and impervious clothing, footwear, and gloves.</li> <li>▶ All work areas should be equipped with safety showers and eyewash fountains in good working order.</li> <li>▶ Any material spilled or splashed onto the skin should be quickly washed off.</li> <li>▶ Spills or releases may need to be reported to federal, state, and local authorities. This reporting contingency should be a part of a site's emergency response plan.</li> <li>▶ Protective equipment should be used during emergency situations whenever there is a likelihood of exposure to liquid amines or to excessive concentrations of amine vapor. "Emergency" may be defined as any occurrence, such as, but not limited to, equipment failure, rupture of containers, or failure of control equipment that results in an uncontrolled release of amine liquid or vapor.</li> <li>▶ Emergency protective equipment should include: <ul style="list-style-type: none"> <li>▶ • Self-contained breathing apparatus, with full face-piece, operated in positive pressure or pressure-demand mode.</li> <li>▶ • Rubber gloves</li> <li>▶ • Long-sleeve coveralls or impervious full body suit</li> <li>▶ • Head protection, such as a hood, made of material(s) providing protection against amine catalysts</li> </ul> </li> <li>▶ Firefighting personnel and other on-site Emergency Responders should be fully trained in Chemical Emergency Procedures. However back-up from local authorities should be sought</li> <li>▶ Clear area of personnel and move upwind.</li> <li>▶ Alert Fire Brigade and tell them location and nature of hazard.</li> <li>▶ Wear full body protective clothing with breathing apparatus.</li> <li>▶ Prevent, by any means available, spillage from entering drains or water course.</li> <li>▶ Consider evacuation (or protect in place).</li> <li>▶ Stop leak if safe to do so.</li> <li>▶ Contain spill with sand, earth or vermiculite.</li> <li>▶ Collect recoverable product into labelled containers for recycling.</li> <li>▶ Neutralise/decontaminate residue (see Section 13 for specific agent).</li> <li>▶ Collect solid residues and seal in labelled drums for disposal.</li> <li>▶ Wash area and prevent runoff into drains.</li> <li>▶ After clean up operations, decontaminate and launder all protective clothing and equipment before storing and re-using.</li> <li>▶ If contamination of drains or waterways occurs, advise emergency services.</li> </ul>

Personal Protective Equipment advice is contained in Section 8 of the SDS.

## SECTION 7 Handling and storage

### Precautions for safe handling

<b>Safe handling</b>	<ul style="list-style-type: none"> <li>▶ <b>DO NOT USE brass or copper containers / stirrers</b></li> <li>▶ <b>DO NOT allow clothing wet with material to stay in contact with skin</b></li> </ul> <p>The substance accumulates peroxides which may become hazardous only if it evaporates or is distilled or otherwise treated to concentrate the peroxides. The substance may concentrate around the container opening for example.</p> <p>Purchases of peroxidisable chemicals should be restricted to ensure that the chemical is used completely before it can become peroxidised.</p> <ul style="list-style-type: none"> <li>▶ A responsible person should maintain an inventory of peroxidisable chemicals or annotate the general chemical inventory to indicate which chemicals are subject to peroxidation. An expiration date should be determined. The chemical should either be treated to remove peroxides or disposed of before this date.</li> <li>▶ The person or laboratory receiving the chemical should record a receipt date on the bottle. The individual opening the container should add an opening date.</li> <li>▶ Unopened containers received from the supplier should be safe to store for 18 months.</li> <li>▶ Opened containers should not be stored for more than 12 months.</li> <li>▶ Avoid all personal contact, including inhalation.</li> <li>▶ Wear protective clothing when risk of exposure occurs.</li> <li>▶ Use in a well-ventilated area.</li> <li>▶ <b>WARNING: To avoid violent reaction, ALWAYS add material to water and NEVER water to material.</b></li> <li>▶ Avoid smoking, naked lights or ignition sources.</li> <li>▶ Avoid contact with incompatible materials.</li> <li>▶ When handling, <b>DO NOT eat, drink or smoke.</b></li> <li>▶ Keep containers securely sealed when not in use.</li> <li>▶ Avoid physical damage to containers.</li> <li>▶ Always wash hands with soap and water after handling.</li> <li>▶ Work clothes should be laundered separately. Launder contaminated clothing before re-use.</li> <li>▶ Use good occupational work practice.</li> <li>▶ Observe manufacturer's storage and handling recommendations contained within this SDS.</li> <li>▶ Atmosphere should be regularly checked against established exposure standards to ensure safe working conditions are maintained.</li> </ul>
<b>Other information</b>	<ul style="list-style-type: none"> <li>▶ <b>DO NOT store near acids, or oxidising agents</b></li> <li>▶ No smoking, naked lights, heat or ignition sources.</li> <li>▶ Store in original containers.</li> <li>▶ Keep containers securely sealed.</li> <li>▶ No smoking, naked lights or ignition sources.</li> <li>▶ Store in a cool, dry, well-ventilated area.</li> <li>▶ Store away from incompatible materials and foodstuff containers.</li> <li>▶ Protect containers against physical damage and check regularly for leaks.</li> <li>▶ Observe manufacturer's storage and handling recommendations contained within this SDS.</li> </ul>

**Conditions for safe storage, including any incompatibilities**

<b>Suitable container</b>	<ul style="list-style-type: none"> <li>▶ Glass container is suitable for laboratory quantities</li> <li>▶ <b>DO NOT use aluminium or galvanised containers</b></li> <li>▶ Lined metal can, lined metal pail/ can.</li> <li>▶ Plastic pail.</li> <li>▶ Polyliner drum.</li> <li>▶ Packing as recommended by manufacturer.</li> <li>▶ Check all containers are clearly labelled and free from leaks.</li> </ul> <p>For low viscosity materials</p> <ul style="list-style-type: none"> <li>▶ Drums and jerricans must be of the non-removable head type.</li> <li>▶ Where a can is to be used as an inner package, the can must have a screwed enclosure.</li> </ul> <p>For materials with a viscosity of at least 2680 cSt. (23 deg. C) and solids (between 15 C deg. and 40 deg C.):</p> <ul style="list-style-type: none"> <li>▶ Removable head packaging;</li> <li>▶ Cans with friction closures and</li> <li>▶ low pressure tubes and cartridges</li> </ul> <p>may be used.</p> <p>-</p> <p>Where combination packages are used, and the inner packages are of glass, porcelain or stoneware, there must be sufficient inert cushioning material in contact with inner and outer packages unless the outer packaging is a close fitting moulded plastic box and the substances are not incompatible with the plastic.</p>
<b>Storage incompatibility</b>	<ul style="list-style-type: none"> <li>▶ Avoid strong acids, acid chlorides, acid anhydrides and chloroformates.</li> <li>▶ Avoid contact with copper, aluminium and their alloys.</li> <li>▶ Avoid reaction with oxidising agents</li> </ul>

**SECTION 8 Exposure controls / personal protection**

**Control parameters**

**Occupational Exposure Limits (OEL)**

**INGREDIENT DATA**

Not Available


Ingredient	Original IDLH	Revised IDLH
isophorone diamine	Not Available	Not Available
benzyl alcohol	Not Available	Not Available
dodecylphenol, branched	Not Available	Not Available
salicylic acid	Not Available	Not Available

**Exposure controls**

<b>Appropriate engineering controls</b>	<p><b>CARE:</b> Use of a quantity of this material in confined space or poorly ventilated area, where rapid build up of concentrated atmosphere may occur, could require increased ventilation and/or protective gear</p> <p>Enclosed local exhaust ventilation is required at points of dust, fume or vapour generation.</p> <p>HEPA terminated local exhaust ventilation should be considered at point of generation of dust, fumes or vapours.</p> <p>Barrier protection or laminar flow cabinets should be considered for laboratory scale handling.</p> <p>A fume hood or vented balance enclosure is recommended for weighing/ transferring quantities exceeding 500 mg.</p> <p>When handling quantities up to 500 gram in either a standard laboratory with general dilution ventilation (e.g. 6-12 air changes per hour) is preferred. Quantities up to 1 kilogram may require a designated laboratory using fume hood, biological safety cabinet, or approved vented enclosures. Quantities exceeding 1 kilogram should be handled in a designated laboratory or containment laboratory using appropriate barrier/ containment technology.</p> <p>Manufacturing and pilot plant operations require barrier/ containment and direct coupling technologies.</p> <p>Barrier/ containment technology and direct coupling (totally enclosed processes that create a barrier between the equipment and the room) typically use double or split butterfly valves and hybrid unidirectional airflow/ local exhaust ventilation solutions (e.g. powder containment booths). Glove bags, isolator glove box systems are optional. HEPA filtration of exhaust from dry product handling areas is required.</p> <p>Fume-hoods and other open-face containment devices are acceptable when face velocities of at least 1 m/s (200 feet/minute) are achieved.</p> <p>Partitions, barriers, and other partial containment technologies are required to prevent migration of the material to uncontrolled areas. For non-routine emergencies maximum local and general exhaust are necessary. Air contaminants generated in the workplace possess varying "escape" velocities which, in turn, determine the "capture velocities" of fresh circulating air required to effectively remove the contaminant.</p> <table border="1" style="width: 100%;"> <thead> <tr> <th>Type of Contaminant:</th> <th>Air Speed:</th> </tr> </thead> <tbody> <tr> <td>solvent, vapours, etc. evaporating from tank (in still air)</td> <td>0.25-0.5 m/s (50-100 f/min.)</td> </tr> <tr> <td>aerosols, fumes from pouring operations, intermittent container filling, low speed conveyer transfers (released at low velocity into zone of active generation)</td> <td>0.5-1 m/s (100-200 f/min.)</td> </tr> <tr> <td>direct spray, drum filling, conveyer loading, crusher dusts, gas discharge (active generation into zone of rapid air motion)</td> <td>1-2.5 m/s (200-500 f/min.)</td> </tr> </tbody> </table> <p>Within each range the appropriate value depends on:</p> <table border="1" style="width: 100%;"> <thead> <tr> <th>Lower end of the range</th> <th>Upper end of the range</th> </tr> </thead> <tbody> <tr> <td>1: Room air currents minimal or favourable to capture</td> <td>1: Disturbing room air currents</td> </tr> <tr> <td>2: Contaminants of low toxicity or of nuisance value only.</td> <td>2: Contaminants of high toxicity</td> </tr> <tr> <td>3: Intermittent, low production.</td> <td>3: High production, heavy use</td> </tr> <tr> <td>4: Large hood or large air mass in motion</td> <td>4: Small hood-local control only</td> </tr> </tbody> </table> <p>Simple theory shows that air velocity falls rapidly with distance away from the opening of a simple extraction pipe. Velocity generally decreases with the square of distance from the extraction point (in simple cases). Therefore the air speed at the extraction point should be adjusted, accordingly, after reference to distance from the contaminating source. The air velocity at the extraction fan, for example, should be a minimum of 1-2.5 m/s (200-500 f/min.) for extraction of gases discharged 2 meters distant from the extraction point. Other mechanical considerations, producing performance deficits within the extraction apparatus, make it essential that theoretical air velocities are multiplied by factors of 10 or more when extraction systems are installed or used.</p> <p>The need for respiratory protection should also be assessed where incidental or accidental exposure is anticipated: Dependent on levels of contamination, PAPR, full face air purifying devices with P2 or P3 filters or air supplied respirators should be evaluated.</p> <p>The following protective devices are recommended where exposures exceed the recommended exposure control guidelines by factors of: 10; high efficiency particulate (HEPA) filters or cartridges 10-25; loose-fitting (Tyvek or helmet type) HEPA powered-air purifying respirator.</p>	Type of Contaminant:	Air Speed:	solvent, vapours, etc. evaporating from tank (in still air)	0.25-0.5 m/s (50-100 f/min.)	aerosols, fumes from pouring operations, intermittent container filling, low speed conveyer transfers (released at low velocity into zone of active generation)	0.5-1 m/s (100-200 f/min.)	direct spray, drum filling, conveyer loading, crusher dusts, gas discharge (active generation into zone of rapid air motion)	1-2.5 m/s (200-500 f/min.)	Lower end of the range	Upper end of the range	1: Room air currents minimal or favourable to capture	1: Disturbing room air currents	2: Contaminants of low toxicity or of nuisance value only.	2: Contaminants of high toxicity	3: Intermittent, low production.	3: High production, heavy use	4: Large hood or large air mass in motion	4: Small hood-local control only
Type of Contaminant:	Air Speed:																		
solvent, vapours, etc. evaporating from tank (in still air)	0.25-0.5 m/s (50-100 f/min.)																		
aerosols, fumes from pouring operations, intermittent container filling, low speed conveyer transfers (released at low velocity into zone of active generation)	0.5-1 m/s (100-200 f/min.)																		
direct spray, drum filling, conveyer loading, crusher dusts, gas discharge (active generation into zone of rapid air motion)	1-2.5 m/s (200-500 f/min.)																		
Lower end of the range	Upper end of the range																		
1: Room air currents minimal or favourable to capture	1: Disturbing room air currents																		
2: Contaminants of low toxicity or of nuisance value only.	2: Contaminants of high toxicity																		
3: Intermittent, low production.	3: High production, heavy use																		
4: Large hood or large air mass in motion	4: Small hood-local control only																		

Continued...

Alka 118 Part B

	<p>25-50; a full face-piece negative pressure respirator with HEPA filters 50-100; tight-fitting, full face-piece HEPA PAPR 100-1000; a hood-shroud HEPA PAPR or full face-piece supplied air respirator operated in pressure demand or other positive pressure mode.</p>
<p><b>Individual protection measures, such as personal protective equipment</b></p>	
<p><b>Eye and face protection</b></p>	<p>Epoxy amine hardeners may produce eye discomfort, irritation, or even injury; thus, all eye contact with either the liquid or solid products (including vapours, mists, aerosols, or dusts) should be strictly avoided through the use of appropriate eye protection, including chemical workers goggles (or monogoggles), a face shield that allows the use of chemical workers goggles, or a full-face respirator, depending on the degree of potential exposure.</p> <p>When handling very small quantities of the material eye protection may not be required.</p> <p>For laboratory, larger scale or bulk handling or where regular exposure in an occupational setting occurs:</p> <ul style="list-style-type: none"> <li>▶ Chemical goggles. [AS/NZS 1337.1, EN166 or national equivalent]</li> <li>▶ Face shield. Full face shield may be required for supplementary but never for primary protection of eyes.</li> <li>▶ Contact lenses may pose a special hazard; soft contact lenses may absorb and concentrate irritants. A written policy document, describing the wearing of lenses or restrictions on use, should be created for each workplace or task. This should include a review of lens absorption and adsorption for the class of chemicals in use and an account of injury experience. Medical and first-aid personnel should be trained in their removal and suitable equipment should be readily available. In the event of chemical exposure, begin eye irrigation immediately and remove contact lens as soon as practicable. Lens should be removed at the first signs of eye redness or irritation - lens should be removed in a clean environment only after workers have washed hands thoroughly. [CDC NIOSH Current Intelligence Bulletin 59].</li> </ul> <p>For amines:</p> <p><b>SPECIAL PRECAUTION:</b></p> <ul style="list-style-type: none"> <li>▶ Because amines are alkaline materials that can cause rapid and severe tissue damage, wearing of contact lenses while working with amines is strongly discouraged. Wearing such lenses can prolong contact of the eye tissue with the amine, thereby causing more severe damage.</li> <li>▶ Appropriate eye protection should be worn whenever amines are handled or whenever there is any possibility of direct contact with liquid products, vapors, or aerosol mists.</li> </ul> <p><b>CAUTION:</b></p> <ul style="list-style-type: none"> <li>▶ Ordinary safety glasses or face-shields will not prevent eye irritation from high concentrations of vapour.</li> <li>▶ In operations where positive-pressure, air-supplied breathing apparatus is not required, all persons handling liquid amine catalysts or other polyurethane components in open containers should wear chemical workers safety goggles.</li> <li>▶ Eyewash fountains should be installed, and kept in good working order, wherever amines are used.</li> </ul>
<p><b>Skin protection</b></p>	<p>See Hand protection below</p>
<p><b>Hands/feet protection</b></p>	<ul style="list-style-type: none"> <li>▶ Elbow length PVC gloves</li> <li>▶ When handling corrosive liquids, wear trousers or overalls outside of boots, to avoid spills entering boots.</li> </ul> <p><b>NOTE:</b></p> <ul style="list-style-type: none"> <li>▶ The material may produce skin sensitisation in predisposed individuals. Care must be taken, when removing gloves and other protective equipment, to avoid all possible skin contact.</li> <li>▶ Contaminated leather items, such as shoes, belts and watch-bands should be removed and destroyed.</li> </ul> <p>The selection of suitable gloves does not only depend on the material, but also on further marks of quality which vary from manufacturer to manufacturer. Where the chemical is a preparation of several substances, the resistance of the glove material can not be calculated in advance and has therefore to be checked prior to the application.</p> <p>The exact break through time for substances has to be obtained from the manufacturer of the protective gloves and has to be observed when making a final choice.</p> <p>Personal hygiene is a key element of effective hand care. Gloves must only be worn on clean hands. After using gloves, hands should be washed and dried thoroughly. Application of a non-perfumed moisturiser is recommended.</p> <p>Suitability and durability of glove type is dependent on usage. Important factors in the selection of gloves include:</p> <ul style="list-style-type: none"> <li>- frequency and duration of contact,</li> <li>- chemical resistance of glove material,</li> <li>- glove thickness and</li> <li>- dexterity</li> </ul> <p>Select gloves tested to a relevant standard (e.g. Europe EN 374, US F739, AS/NZS 2161.1 or national equivalent).</p> <ul style="list-style-type: none"> <li>- When prolonged or frequently repeated contact may occur, a glove with a protection class of 5 or higher (breakthrough time greater than 240 minutes according to EN 374, AS/NZS 2161.10.1 or national equivalent) is recommended.</li> <li>- When only brief contact is expected, a glove with a protection class of 3 or higher (breakthrough time greater than 60 minutes according to EN 374, AS/NZS 2161.10.1 or national equivalent) is recommended.</li> <li>- Some glove polymer types are less affected by movement and this should be taken into account when considering gloves for long-term use.</li> <li>- Contaminated gloves should be replaced.</li> </ul> <p>As defined in ASTM F-739-96 in any application, gloves are rated as:</p> <ul style="list-style-type: none"> <li>- Excellent when breakthrough time &gt; 480 min</li> <li>- Good when breakthrough time &gt; 20 min</li> <li>- Fair when breakthrough time &lt; 20 min</li> <li>- Poor when glove material degrades</li> </ul> <p>For general applications, gloves with a thickness typically greater than 0.35 mm, are recommended.</p> <p>It should be emphasised that glove thickness is not necessarily a good predictor of glove resistance to a specific chemical, as the permeation efficiency of the glove will be dependent on the exact composition of the glove material. Therefore, glove selection should also be based on consideration of the task requirements and knowledge of breakthrough times.</p> <p>Glove thickness may also vary depending on the glove manufacturer, the glove type and the glove model. Therefore, the manufacturers technical data should always be taken into account to ensure selection of the most appropriate glove for the task.</p> <p>Note: Depending on the activity being conducted, gloves of varying thickness may be required for specific tasks. For example:</p> <ul style="list-style-type: none"> <li>- Thinner gloves (down to 0.1 mm or less) may be required where a high degree of manual dexterity is needed. However, these gloves are only likely to give short duration protection and would normally be just for single use applications, then disposed of.</li> <li>- Thicker gloves (up to 3 mm or more) may be required where there is a mechanical (as well as a chemical) risk i.e. where there is abrasion or puncture potential</li> </ul> <p>Gloves must only be worn on clean hands. After using gloves, hands should be washed and dried thoroughly. Application of a non-perfumed moisturiser is recommended.</p> <p>For amines:</p> <ul style="list-style-type: none"> <li>▶ Gloves must only be worn on clean hands. After using gloves, hands should be washed and dried thoroughly.</li> <li>▶ Application of a non-perfumed moisturiser is recommended</li> <li>▶ Where there is a possibility of exposure to liquid amines skin protection should include: rubber gloves, (neoprene, nitrile, or butyl).</li> <li>▶ DO NOT USE latex.</li> <li>▶ Rubber gloves (nitrile or low-protein, powder-free latex, latex/ nitrile). Employees allergic to latex gloves should use nitrile gloves in preference.</li> <li>▶ Double gloving should be considered.</li> <li>▶ PVC gloves.</li> </ul>

	<ul style="list-style-type: none"> <li>▶ Change gloves frequently and when contaminated, punctured or torn.</li> <li>▶ Wash hands immediately after removing gloves.</li> <li>▶ Protective shoe covers. [AS/NZS 2210]</li> <li>▶ Head covering.</li> </ul>
<b>Body protection</b>	See Other protection below
<b>Other protection</b>	<ul style="list-style-type: none"> <li>▶ Overalls.</li> <li>▶ PVC Apron.</li> <li>▶ PVC protective suit may be required if exposure severe.</li> <li>▶ Eyewash unit.</li> <li>▶ Ensure there is ready access to a safety shower.</li> </ul>

**Recommended material(s)****GLOVE SELECTION INDEX**

Glove selection is based on a modified presentation of the:

"Forsberg Clothing Performance Index".

The effect(s) of the following substance(s) are taken into account in the **computer-generated** selection:

Alka 118 Part B

Material	CPI
BUTYL	A
VITON	A

\* CPI - Chemwatch Performance Index

A: Best Selection

B: Satisfactory; may degrade after 4 hours continuous immersion

C: Poor to Dangerous Choice for other than short term immersion

**NOTE:** As a series of factors will influence the actual performance of the glove, a final selection must be based on detailed observation. -

\* Where the glove is to be used on a short term, casual or infrequent basis, factors such as "feel" or convenience (e.g. disposability), may dictate a choice of gloves which might otherwise be unsuitable following long-term or frequent use. A qualified practitioner should be consulted.

**Ansell Glove Selection**

Glove — In order of recommendation
TouchNTuff® 92-500
TouchNTuff® 92-605
TouchNTuff® 92-600
TouchNTuff® 93-250
TouchNTuff® 93-700
AlphaTec® 15-554
AlphaTec® Solvex® 37-185
AlphaTec® 38-612
AlphaTec® 58-008
AlphaTec® 58-530B

The suggested gloves for use should be confirmed with the glove supplier.

**Respiratory protection**

Type AK-P Filter of sufficient capacity. (AS/NZS 1716 & 1715, EN 143:2000 & 149:2001, ANSI Z88 or national equivalent)

Selection of the Class and Type of respirator will depend upon the level of breathing zone contaminant and the chemical nature of the contaminant. Protection Factors (defined as the ratio of contaminant outside and inside the mask) may also be important.

Required minimum protection factor	Maximum gas/vapour concentration present in air p.p.m. (by volume)	Half-face Respirator	Full-Face Respirator
up to 10	1000	AK-AUS / Class1 P2	-
up to 50	1000	-	AK-AUS / Class 1 P2
up to 50	5000	Airline *	-
up to 100	5000	-	AK-2 P2
up to 100	10000	-	AK-3 P2
100+			Airline**

\* - Continuous Flow \*\* - Continuous-flow or positive pressure demand

A(All classes) = Organic vapours, B AUS or B1 = Acid gasses, B2 = Acid gas or hydrogen cyanide(HCN), B3 = Acid gas or hydrogen cyanide(HCN), E = Sulfur dioxide(SO<sub>2</sub>), G = Agricultural chemicals, K = Ammonia(NH<sub>3</sub>), Hg = Mercury, NO = Oxides of nitrogen, MB = Methyl bromide, AX = Low boiling point organic compounds(below 65 degC)

- ▶ Cartridge respirators should never be used for emergency ingress or in areas of unknown vapour concentrations or oxygen content.
- ▶ The wearer must be warned to leave the contaminated area immediately on detecting any odours through the respirator. The odour may indicate that the mask is not functioning properly, that the vapour concentration is too high, or that the mask is not properly fitted. Because of these limitations, only restricted use of cartridge respirators is considered appropriate.
- ▶ Cartridge performance is affected by humidity. Cartridges should be changed after 2 hr of continuous use unless it is determined that the humidity is less than 75%, in which case, cartridges can be used for 4 hr. Used cartridges should be discarded daily, regardless of the length of time used

76ak-p()

Where engineering controls are not feasible and work practices do not reduce airborne amine concentrations below recommended exposure limits, appropriate respiratory protection should be used. In such cases, air-purifying respirators equipped with cartridges designed to protect against amines are recommended.

**SECTION 9 Physical and chemical properties****Information on basic physical and chemical properties**

Appearance	Colourless liquid with a ammoniacal odour; does not mix with water.		
<b>Physical state</b>	Liquid	<b>Relative density (Water = 1)</b>	1.03
<b>Odour</b>	Not Available	<b>Partition coefficient n-octanol / water</b>	Not Available
<b>Odour threshold</b>	Not Available	<b>Auto-ignition temperature (°C)</b>	Not Available
<b>pH (as supplied)</b>	9	<b>Decomposition temperature (°C)</b>	Not Available
<b>Melting point / freezing point (°C)</b>	Not Available	<b>Viscosity (cSt)</b>	Not Available
<b>Initial boiling point and boiling range (°C)</b>	205	<b>Molecular weight (g/mol)</b>	Not Applicable
<b>Flash point (°C)</b>	96	<b>Taste</b>	Not Available
<b>Evaporation rate</b>	Not Available	<b>Explosive properties</b>	Not Available
<b>Flammability</b>	Not Applicable	<b>Oxidising properties</b>	Not Available
<b>Upper Explosive Limit (%)</b>	Not Available	<b>Surface Tension (dyn/cm or mN/m)</b>	Not Available
<b>Lower Explosive Limit (%)</b>	Not Available	<b>Volatile Component (%vol)</b>	Not Available
<b>Vapour pressure (kPa)</b>	1.379 @21C	<b>Gas group</b>	Not Available
<b>Solubility in water</b>	Immiscible	<b>pH as a solution (1%)</b>	Not Applicable

Continued...

Vapour density (Air = 1)	Not Available	VOC g/L	Not Available
Heat of Combustion (kJ/g)	Not Available	Ignition Distance (cm)	Not Available
Flame Height (cm)	Not Available	Flame Duration (s)	Not Available
Enclosed Space Ignition Time Equivalent (s/m3)	Not Available	Enclosed Space Ignition Deflagration Density (g/m3)	Not Available

## SECTION 10 Stability and reactivity

Reactivity	See section 7
Chemical stability	<ul style="list-style-type: none"> <li>▶ Unstable in the presence of incompatible materials.</li> <li>▶ Product is considered stable.</li> <li>▶ Hazardous polymerisation will not occur.</li> </ul>
Possibility of hazardous reactions	See section 7
Conditions to avoid	See section 7
Incompatible materials	See section 7
Hazardous decomposition products	See section 5

## SECTION 11 Toxicological information

### Information on toxicological effects

a) Acute Toxicity	There is sufficient evidence to classify this material as acutely toxic.
b) Skin Irritation/Corrosion	There is sufficient evidence to classify this material as skin corrosive or irritating.
c) Serious Eye Damage/Irritation	There is sufficient evidence to classify this material as eye damaging or irritating
d) Respiratory or Skin sensitisation	There is sufficient evidence to classify this material as sensitising to skin or the respiratory system
e) Mutagenicity	Based on available data, the classification criteria are not met.
f) Carcinogenicity	Based on available data, the classification criteria are not met.
g) Reproductivity	There is sufficient evidence to classify this material as toxic to reproductivity
h) STOT - Single Exposure	There is sufficient evidence to classify this material as toxic to specific organs through single exposure
i) STOT - Repeated Exposure	Based on available data, the classification criteria are not met.
j) Aspiration Hazard	Based on available data, the classification criteria are not met.

Inhaled	<p>Inhaling corrosive bases may irritate the respiratory tract. Symptoms include cough, choking, pain and damage to the mucous membrane. Inhalation of vapours may cause drowsiness and dizziness. This may be accompanied by sleepiness, reduced alertness, loss of reflexes, lack of co-ordination, and vertigo.</p> <p>Inhalation of amine vapours may cause irritation of the mucous membrane of the nose and throat, and lung irritation with respiratory distress and cough. Swelling and inflammation of the respiratory tract is seen in serious cases; with headache, nausea, faintness and anxiety.</p> <p>Inhalation of epoxy resin amine hardeners (including polyamines and amine adducts) may produce bronchospasm and coughing episodes lasting several days after cessation of the exposure. Even faint traces of these vapours may trigger an intense reaction in individuals showing "amine asthma".</p> <p>Inhalation of benzyl alcohol may affect breathing (causing depression and paralysis of breathing and lower blood pressure).</p>
Ingestion	<p>Ingestion of alkaline corrosives may produce burns around the mouth, ulcerations and swellings of the mucous membranes, profuse saliva production, with an inability to speak or swallow. Both the oesophagus and stomach may experience burning pain; vomiting and diarrhoea may follow.</p> <p>Ingestion of amine epoxy-curing agents (hardeners) may cause severe abdominal pain, nausea, vomiting or diarrhoea. The vomitus may contain blood and mucous.</p> <p>Amines without benzene rings when swallowed are absorbed throughout the gut. Corrosive action may cause damage throughout the gastrointestinal tract.</p> <p>High oral doses of salicylates, such as aspirin, may cause a mild burning pain in the throat and stomach, causing vomiting. This is followed (within hours) by deep, rapid breathing, tiredness, nausea and further vomiting, thirst and diarrhoea.</p> <p>Non-steroidal anti-inflammatory drug (NSAID) overdose may produce nausea, vomiting, indigestion and upper abdominal pain. Other effects may include drowsiness, dizziness, confusion, disorientation, lethargy, "pins and needles", intense headache, blurred vision, ringing in the ears, muscle twitching, convulsions, stupor and coma.</p> <p>Swallowing large doses of benzyl alcohol may cause abdominal pain, nausea, vomiting and diarrhea. It may affect behaviour and/or the central nervous system, and cause headache, sleepiness, excitement, dizziness, inco-ordination, coma, convulsions and other symptoms of central nervous system depression.</p> <p>In newborns, exposure to excessive amounts of benzyl alcohol has been associated with toxicity (low blood pressure and metabolic acidosis), and an increased incidence of severe jaundice leading to nervous system symptoms called kernicterus. Rarely, death may occur. Benzyl alcohol in medications is present in much smaller amounts than in flush solutions. The amount of benzyl alcohol sufficient to cause toxicity is unknown. If the patient requires more than the recommended dose or other medications containing this preservative, the prescribing doctor must consider the daily metabolic load of benzyl alcohol from these combined sources.</p> <p>The material can produce severe chemical burns within the oral cavity and gastrointestinal tract following ingestion.</p>
Skin Contact	<p>Volatile amine vapours produce irritation and inflammation of the skin. Direct contact can cause burns.</p> <p>Amine epoxy-curing agents (hardeners) may produce primary skin irritation and sensitisation dermatitis in predisposed individuals.</p> <p>Cutaneous reactions include erythema, intolerable itching and severe facial swelling.</p> <p>Skin contact with alkaline corrosives may produce severe pain and burns; brownish stains may develop. The corroded area may be soft, gelatinous and necrotic; tissue destruction may be deep.</p> <p>Open cuts, abraded or irritated skin should not be exposed to this material</p> <p>Entry into the blood-stream, through, for example, cuts, abrasions or lesions, may produce systemic injury with harmful effects. Examine the skin prior to the use of the material and ensure that any external damage is suitably protected.</p> <p>Skin contact with the material may be harmful; systemic effects may result following absorption.</p>
Eye	<p>If applied to the eyes, this material causes severe eye damage.</p> <p>Direct eye contact with corrosive bases can cause pain and burns. There may be swelling, epithelium destruction, clouding of the cornea and inflammation of the iris. Mild cases often resolve; severe cases can be prolonged with complications such as persistent swelling, scarring, permanent cloudiness, bulging of the eye, cataracts, eyelids glued to the eyeball and blindness.</p> <p>Vapours of volatile amines irritate the eyes, causing excessive secretion of tears, inflammation of the conjunctiva and slight swelling of the cornea, resulting in "halos" around lights. This effect is temporary, lasting only for a few hours. However this condition can reduce the</p>

	<p>efficiency of undertaking skilled tasks, such as driving a car. Direct eye contact with liquid volatile amines may produce eye damage, permanent for the lighter species.</p> <p>The vapour when concentrated has pronounced eye irritation effects and this gives some warning of high vapour concentrations. If eye irritation occurs seek to reduce exposure with available control measures, or evacuate area.</p> <p>The material can produce severe chemical burns to the eye following direct contact. Vapours or mists may be extremely irritating.</p>
<b>Chronic</b>	<p>Repeated or prolonged exposure to corrosives may result in the erosion of teeth, inflammatory and ulcerative changes in the mouth and necrosis (rarely) of the jaw. Bronchial irritation, with cough, and frequent attacks of bronchial pneumonia may ensue.</p> <p>Skin contact with the material is more likely to cause a sensitisation reaction in some persons compared to the general population. Ample evidence exists from experimentation that reduced human fertility is directly caused by exposure to the material.</p> <p>Substance accumulation, in the human body, may occur and may cause some concern following repeated or long-term occupational exposure.</p> <p>Prolonged use of non-steroidal analgesics damages the lining of the gastrointestinal tract, causing ulcers and bleeding. There may be diarrhoea or constipation, perforations causing serious infection, and blood in the vomit or stools.</p> <p>Reactions to benzoic acid have been reported. It may worsen asthma, skin rash or skin disease (angio-oedema). Effect may be worse if exposed persons are also taking aspirin tablets.</p> <p>Chronic exposure to salicylates produce problems with metabolism, central nervous system disturbances, or kidney damage. Those with pre-existing damage to the eye, skin or kidney are especially at risk.</p> <p>Exposure to alkyl phenolics is associated with reduced sperm count and fertility in males.</p> <p>Prolonged or repeated exposure to benzyl alcohol may cause allergic contact dermatitis (skin inflammation). Prolonged or repeated swallowing may affect behaviour and the central nervous system with symptoms similar to acute swallowing. It may also affect the liver, kidneys, cardiovascular system, the lungs and cause weight loss. Studies in animals have shown evidence of causing birth defects, but the significance of this information in humans is unknown. Benzyl alcohol has not been shown to cause cancer.</p> <p>Inhalation of epoxy resin amine hardeners (including polyamines and amine adducts) may produce bronchospasm and coughing episodes lasting several days after cessation of the exposure. Even faint traces of these vapours may trigger an intense reaction in individuals showing "amine asthma".</p>

Alka 118 Part B	TOXICITY	IRRITATION
	Not Available	Not Available
isophorone diamine	TOXICITY	IRRITATION
	dermal (rat) LD50: >2000 mg/kg <sup>[1]</sup>	Eye: adverse effect observed (irreversible damage) <sup>[1]</sup>
	Inhalation (Rat) LC50: >=1.07<=5.01 mg/l4h <sup>[1]</sup>	Skin: adverse effect observed (corrosive) <sup>[1]</sup>
benzyl alcohol	TOXICITY	IRRITATION
	Dermal (rabbit) LD50: 2000 mg/kg <sup>[2]</sup>	Eye (Rodent - rat): 0.1mL
	Inhalation (Rat) LC50: >4.178 mg/L4h <sup>[2]</sup>	Eye: adverse effect observed (irritating) <sup>[1]</sup>
	Oral (Rat) LD50: 1230 mg/kg <sup>[2]</sup>	Skin (Human - man): 16mg/48H - Mild
		Skin (Human): 1%/2D
		Skin (Mammal - pig): 100% - Moderate
dodecylphenol, branched	TOXICITY	IRRITATION
	Dermal (rabbit) LD50: >2000 mg/kg <sup>[1]</sup>	Eye (Rodent - rabbit): 100uL - Moderate
	Oral (Rat) LD50: <5000 mg/kg <sup>[1]</sup>	Eye: adverse effect observed (irritating) <sup>[1]</sup>
		Skin (Rodent - rabbit): 500uL - Severe
salicylic acid	TOXICITY	IRRITATION
	dermal (rat) LD50: >2000 mg/kg <sup>[2]</sup>	Eye (Rodent - rabbit): 100mg
	Inhalation (Rat) LC50: >0.225 mg/l4h <sup>[2]</sup>	Eye: adverse effect observed (irritating) <sup>[1]</sup>
	Oral (Cat) LD50; 400 mg/kg <sup>[2]</sup>	Skin: no adverse effect observed (not irritating) <sup>[1]</sup>

**Legend:** 1. Value obtained from Europe ECHA Registered Substances - Acute toxicity 2. Value obtained from manufacturer's SDS. Unless otherwise specified data extracted from RTECS - Register of Toxic Effect of chemical Substances

<b>ISOPHORONE DIAMINE</b>	<p>Isophorone diamine is a strong skin irritant, corrosive with repeated application. Frequent occupational exposure may lead to the development of allergic skin inflammation. There could be damage to the smell organ, throat and lungs following inhalational exposure. Reduced kidney weight can result. No effects on reproduction gene alteration and cancer formation have been observed.</p> <p>The material may be irritating to the eye, with prolonged contact causing inflammation. Repeated or prolonged exposure to irritants may produce conjunctivitis.</p> <p>The material may produce respiratory tract irritation, and result in damage to the lung including reduced lung function.</p>
<b>BENZYL ALCOHOL</b>	<p>Adverse reactions to fragrances in perfumes and fragranced cosmetic products include allergic contact dermatitis, irritant contact dermatitis, sensitivity to light, immediate contact reactions, and pigmented contact dermatitis. Airborne and conubial contact dermatitis occurs. Contact allergy is a lifelong condition, so symptoms may occur on re-exposure. Allergic contact dermatitis can be severe and widespread, with significant impairment of quality of life and potential consequences for fitness for work.</p> <p>If the perfume contains a sensitizing component, intolerance to perfumes by inhalation may occur. Symptoms may include general unwellness, coughing, phlegm, wheezing, chest tightness, headache, shortness of breath with exertion, acute respiratory illness, hayfever, asthma and other respiratory diseases. Perfumes can induce excess reactivity of the airway without producing allergy or airway obstruction. Breathing through a carbon filter mask had no protective effect.</p> <p>Occupational asthma caused by perfume substances, such as isoamyl acetate, limonene, cinnamaldehyde and benzaldehyde, tend to give persistent symptoms, even though the exposure is below occupational exposure limits. Prevention of contact sensitization to fragrances is an important objective of public health risk management.</p>

**Hands:** Contact sensitization may be the primary cause of hand eczema or a complication of irritant or atopic hand eczema. However hand eczema is a disease involving many factors, and the clinical significance of fragrance contact allergy in severe, chronic hand eczema may not be clear.

**Underarm:** Skin inflammation of the armpits may be caused by perfume in deodorants and, if the reaction is severe, it may spread down the arms and to other areas of the body. In individuals who consulted a skin specialist, a history of such first-time symptoms was significantly related to the later diagnosis of perfume allergy.

**Face:** An important manifestation of fragrance allergy from the use of cosmetic products is eczema of the face. In men, after-shave products can cause eczema around the beard area and the adjacent part of the neck. Men using wet shaving as opposed to dry have been shown to have an increased risk of allergic to fragrances.

**Irritant reactions:** Some individual fragrance ingredients, such as citral, are known to be irritant. Fragrances may cause a dose-related contact urticaria (hives) which is not allergic; cinnamal, cinnamic alcohol and Myroxylon pereirae are known to cause hives, but others, including menthol, vanillin and benzaldehyde have also been reported.

**Pigmentary anomalies:** Type IV allergy is responsible for "pigmented cosmetic dermatitis", referring to increased pigmentation on the face and neck. Testing showed a number of fragrance ingredients were associated, including jasmine absolute, ylang-ylang oil, cananga oil, benzyl salicylate, hydroxycitronellal, sandalwood oil, geraniol and geranium oil.

**Light reactions:** Musk ambrette produced a number of allergic reactions mediated by light and was later banned from use in Europe.

**Furocoumarins (psoralens)** in some plant-derived fragrances have caused phototoxic reactions, with redness. There are now limits for the amount of furocoumarins in fragrances. Phototoxic reactions still occur, but are rare.

**General/respiratory:** Fragrances are volatile, and therefore, in addition to skin exposure, a perfume also exposes the eyes and the nose / airway. It is estimated that 2-4% of the adult population is affected by respiratory or eye symptoms by such an exposure. It is known that exposure to fragrances may exacerbate pre-existing asthma. Asthma-like symptoms can be provoked by sensory mechanisms. A significant association was found between respiratory complaints related to fragrances and contact allergy to fragrance ingredients and hand eczema.

Fragrance allergens act as haptens, low molecular weight chemicals that cause an immune response only when attached to a carrier protein. However, not all sensitizing fragrance chemicals are directly reactive, but require previous activation. A prohaptens is a chemical that itself causes little or no sensitization, but is transformed into a hapten in the skin (bioactivation), usually via enzyme catalysis. It is not always possible to know whether a particular allergen that is not directly reactive acts as a prohaptens or a prohaptens , or both.

**Prohaptens:** Compounds that are bioactivated in the skin and thereby form haptens are referred to prohaptens. The possibility of a prohaptens being activated cannot be avoided by outside measures. Activation processes increase the risk for cross-reactivity between fragrance substances. Various enzymes play roles in both activating and deactivating prohaptens. Skin-sensitizing prohaptens can be recognized and grouped into chemical classes based on knowledge of xenobiotic bioactivation reactions, clinical observations and/or studies of sensitization.

**QSAR prediction:** Prediction of sensitization activity of these substances is complex, especially for those substances that can act both as pre- and prohaptens.

**CYP1A2** is a member of the cytochrome P450 super family, is one of the best characterized. It is responsible for the metabolism of commonly drugs belonging to classes such as antidepressants, antipsychotics, mood stabilizers, beta blockers and sedative/hypnotics. CYP1A2 also metabolises a number of procarcinogens (such as those in cigarettes). Cigarette smoking may lead to three fold increase in 1A2 activity, which explains why smokers require higher doses of beta blockers than non-smokers.

Drugs that inhibit CYP1A2 will predictably increase the plasma concentrations of the medications or decrease in clearance of substrates.

Drugs such as ciprofloxacin, fluvoxamine, verapamil cimetidine , caffeine and isoniazid are inhibitors of CYP1A2 enzyme. Vegetables such as grape fruit juice, cumic and turmeric are inhibitors of the CYP1A2 enzyme which may leads to increase plasma concentration of psychotropics.

Inhibition of NF- $\kappa$ B in vivo can be detrimental. NF- $\kappa$ B controls multiple functions in homeostasis including a functional immune response, cell cycle, and cell death. Genetic studies in mice and analysis of naturally occurring mutations in humans point to specific developmental and immune consequences due to altering NF- $\kappa$ B activity.

The same functions that make NF- $\kappa$ B attractive for developing inhibitors for treating disease also play a role in homeostasis, and disruption of the NF- $\kappa$ B pathway during development or in adults leads to unfavorable and potentially unhealthy consequences.

NF- $\kappa$ B plays a role in multiple homeostatic cellular processes including response to stimuli, cell proliferation, and death, regulating communication between cells, but is also tightly linked with other signaling pathways within the cell, such as p38 and JNK. In addition to mediating proinflammatory responses, NF- $\kappa$ B may regulate apoptotic and cell cycle changes induced by cellular stress, DNA damage or oncogenes by communication with the tumor suppressor p53. Disruption of normal cellular responses by inhibiting NF- $\kappa$ B can have adverse consequences such as immune suppression and tissue damage.

Understanding the consequences of lack of NF- $\kappa$ B activity in adult humans comes from observation of naturally occurring genetic deficiencies in this pathway. Mutations have been discovered in humans in signaling molecules upstream of NF- $\kappa$ B resulting in defects in development or immunity. Genetic defects have also been discovered in genes that immediately affect NF- $\kappa$ B activation including IKK gamma (NEMO), a subunit of the IKK complex, and I $\kappa$ Balpha. The IKK gamma mutations result in a defective IKK complex and the I $\kappa$ Balpha mutation results in an I $\kappa$ Balpha protein that cannot be phosphorylated and degraded. Both genetic defects result in suppressed NF- $\kappa$ B activation and ectodermal dysplasia with immunodeficiency. In general patients with these genetic defects have multiple immunological defects including impaired innate immunity, impaired antibody production, and ultimately severe bacterial infections. Understanding the immune defects and susceptibilities in patients with genetic defects in the NF- $\kappa$ B pathway will help prepare for potential adverse effects of pharmacologic NF- $\kappa$ B inhibitors.

The requirement for NF- $\kappa$ B in the development and maintenance of the immune system is well documented. NF- $\kappa$ B is required for survival during fetal development and for normal lymphocyte generation in adult mice. Removal of the p65 (RelA) subunit of NF- $\kappa$ B or the IKKbeta gene results in death during fetal development primarily due to massive liver apoptosis.

Fetal liver stem cells from p65 or IKKbeta deficient mice have been transplanted into irradiated hosts revealing a specific requirement of NF- $\kappa$ B for T-cells, B-cells, and common lymphoid progenitor development but not for myeloid cells or stem cells. The failure to produce lymphocytes is mediated through hypersensitivity to TNF due to lack of NF- $\kappa$ B activity. Lymphocyte depletion with chemical or genetic inhibition of NF- $\kappa$ B have implications for therapeutic potential use in humans. The double-sided nature of NF- $\kappa$ B inhibition is clear in this instance where chemical inhibition in vivo mimics genetic experiments inducing rapid TNF-dependent apoptosis. Rapid induction of apoptosis may be an advantage for treating some forms of cancer, but at the same time cause depletion of some lymphocyte populations. In addition to controlling lymphocyte development, NF- $\kappa$ B plays a major role in both adaptive and innate immunity. Various signaling pathways responding to receptor recognition of immune challenge converge on NF- $\kappa$ B which then regulates genes that control the immune response. Both T-cell receptor and B-cell receptors activate NF- $\kappa$ B through phosphorylation of CARMA1 by PKC theta and PKC beta respectively, resulting in recruitment and activation of IKK and ultimately expression of genes that control cellular activation, proliferation, and survival. In addition, NF- $\kappa$ B plays a role in T-cell response to costimulatory signals. Cells respond to pathogenic microorganisms in part through recognition by Toll-like receptors (TLRs). TLR-family members recognize different molecular structures present in microbes and respond by activating signaling pathways including NF- $\kappa$ B leading to expression of anti-microbial effector molecules, as well as molecules that help in development of the adaptive immune response. Inhibition of NF- $\kappa$ B during TLR stimulation can lead to macrophage apoptosis, a mechanism used by some pathogens to help evade immune response. NF- $\kappa$ B is clearly required for normal mature B-cell and T-cell maintenance and function, including regulatory, memory, and natural killer-like T cells. Inhibition of NF- $\kappa$ B activation in lymphocytes results in defects in growth, survival, and cytokine production and blocks multiple steps in germinal center formation. Given the diverse roles NF- $\kappa$ B plays in immune response to pathogens it is not surprising to find mice genetically deficient in components of the NF- $\kappa$ B pathway are susceptible to parasitic and bacterial infection.

The role of NF- $\kappa$ B in inhibition of apoptosis is one of the factors that make it a potential target for cancer therapy. NF- $\kappa$ B deficient mice die during embryogenesis in part due to TNF-mediated liver damage. Adult mice with impaired NF- $\kappa$ B targeted to the liver have normal liver function, but have severe liver damage after challenge with concanavalin A, a pan-T cell activator. Liver damage occurs due to sustained activation of JNK due to accumulation of reactive oxygen species (ROS) in the absence of normal NF- $\kappa$ B activation.

The aryl alkyl alcohol (AAA) fragrance ingredients have diverse chemical structures, with similar metabolic and toxicity profiles. The AAA fragrances demonstrate low acute and subchronic toxicity by skin contact and swallowing. At concentrations likely to be encountered by consumers, AAA fragrance ingredients are non-irritating to the skin. The potential for eye irritation is minimal. With the exception of benzyl alcohol, phenethyl and 2-phenoxyethyl AAA alcohols, testing in humans indicate that AAA fragrance ingredients generally have no or low sensitization potential. Available data indicate that the potential for photosensitization is low.

Testing suggests that at current human exposure levels, this group of chemicals does not cause maternal or developmental toxicity. Animal testing shows no cancer-causing evidence, with little or no genetic toxicity. It has been concluded that these materials would not present a safety concern at current levels of use, as fragrance ingredients.

	<p>This is a member or analogue of a group of benzyl derivatives generally regarded as safe (GRAS), based partly on their self-limiting properties as flavouring substances in food. In humans and other animals, they are rapidly absorbed, broken down and excreted, with a wide safety margin. They also lack significant potential to cause genetic toxicity and mutations. The intake of benzyl derivatives as natural components of traditional foods is actually higher than the intake as intentionally added flavouring substances.</p> <p>Unlike benzylic alcohols, the beta-hydroxyl group of the members of benzyl alkyl alcohols contributes to break down reactions but do not undergo phase II metabolic activation. Though structurally similar to cancer causing ethyl benzene, phenethyl alcohol is only of negligible concern due to limited similarity in their pattern of activity.</p> <p>For benzoates: Benzyl alcohol, benzoic acid and its sodium and potassium salt have a common metabolic and excretion pathway. All but benzyl alcohol are considered to be unharmed and of low acute toxicity. They may cause slight irritation by oral, dermal or inhalation exposure except sodium benzoate which doesn't irritate the skin. Studies showed increased mortality, reduced weight gain, liver and kidney effects at higher doses, also, lesions of the brains, thymus and skeletal muscles may occur with benzyl alcohol. However, they do not cause cancer, genetic or reproductive toxicity. Developmental toxicity may occur but only at maternal toxic level.</p>
<p><b>DODECYLPHENOL, BRANCHED</b></p>	<p>No significant acute toxicological data identified in literature search for tetrapropenyl phenol and its derivatives.</p> <p>The chemical possesses properties indicating a potential hazard for human health (effects on fertility and developmental toxicity at doses that also cause maternal toxicity). Adequate screening-level data are available to characterize the human health hazard for the purposes of the OECD Cooperative Chemicals Assessment Programme SID Initial Assessment Profile (SIAM 22, 18-21 April 2006) for para-C12-alkylphenols (typically tetrapropenylphenol)</p> <p>Based on the toxicological findings presented in this review, para-C12-alkylphenols do not appear to meet the EU criteria for classification for acute toxicity by the oral and dermal routes of exposure, skin sensitisation, repeated dose toxicity or mutagenicity. No information is available relating to acute toxicity via inhalation exposure, and carcinogenicity. The following characteristics do suggest that the substance warrants consideration for classification:</p> <p><b>Irritation:</b> para-C12-alkylphenols apparently meet the EU criteria for classification as a skin irritant and a severe eye irritant. Classification for corrosivity could be considered.</p> <p><b>Reproductive toxicity:</b> • Fertility: The treatment-related effects on fertility, with supporting pathological changes indicating site of action, appear to meet the EU criteria for classification. The observation that the fertility effects only occurred in the presence of general toxicity might need to be taken into account in deciding the most appropriate category. Overall, these findings suggest that category 2 classification for acute toxicity may be most appropriate, although arguments for category 3 might be considered.</p> <p><b>Developmental toxicity:</b> para-C12-alkylphenols caused craniofacial (cleft palate, 3 pups from 1 litter) and long bone malformations (bent long bones) in rats, but only at doses that caused some non-specific maternal toxicity (reduced body weight gain). These findings are not considered to be a secondary non-specific consequence of general toxicity and hence classification for developmental toxicity should be considered. A decision on whether category 2 or 3 is most appropriate may need expert consideration.</p> <p><b>Classification for the environment</b></p> <p>The substance is classified by the producers as 'dangerous to the environment (with the symbol N) with the following risk phrases: R50/53: Very toxic to aquatic organisms, may cause long-term adverse effects in the aquatic environment</p> <p>This is based on the following data:</p> <ul style="list-style-type: none"> <li>- Aquatic toxicity: 48-hour Daphnia EC50 &lt;1 mg/L;</li> <li>- log Kow &gt;3 and measured fish bioconcentration factor of 823;</li> <li>- Not readily biodegradable.</li> </ul> <p><b>Acute toxicity</b> data for the oral route of exposure are available for the rat only. LD50 values of 2,100 and 2,200 mg/kg were obtained in two separate studies. In one study, no deaths were observed with a single oral dose of 500 mg/kg but one rat at this dose level showed bloody urine that persisted for 48 hours post-dosing. A NOAEL for the effects of a single oral dose cannot be determined. Signs of toxicity observed in the acute oral toxicity studies included ruffled fur, diarrhoea, diuresis, retarded motion and ataxia.</p> <p><b>Dermal:</b> Two studies are available, both in rabbits. The findings indicate that deaths occur with doses above 3,160 mg/kg, and an LD50 of 15,000 mg/kg has been reported. Studies in rabbits indicate that tetrapropenylphenol is a severe skin irritant.</p> <p><b>Eye:</b> Studies in rabbits indicate that tetrapropenylphenol is an eye irritant capable of causing corneal opacity and iritis.</p> <p><b>Respiratory tract:</b> No data are available concerning respiratory tract irritancy. Given the evidence for skin and eye irritancy, it might be expected that inhaled tetrapropenylphenol would irritate the respiratory tract.</p> <p><b>Corrosivity:</b> Necrosis and eschar formation have been reported following dermal application of tetrapropenylphenol to rabbits. From the data available it is uncertain whether or not tetrapropenylphenol should be regarded as corrosive or as a severe skin irritant.</p> <p><b>Sensitisation:</b> Tetrapropenylphenol was not identified as a cause of skin sensitisation in two studies in guinea pigs</p> <p><b>Repeated dose toxicity:</b> Repeated dosing of tetrapropenylphenol to rats in oral studies, both dietary and gavage, produces effects in a number of organs including the reproductive organs in both sexes.</p> <p>In the 28-day gavage study in rats, no toxicologically significant treatment-related effects were observed at 5 mg/kg/day. At the next higher dose of 20 mg/kg/day, adrenal cortical gland hypertrophy was observed in male rats. At 180 mg/kg/day and above, pathological changes and organ weight changes were observed in a number of organs, including prominent changes in the reproductive organs in both sexes.</p> <p>In the dietary studies, effects on the testes were noted at 250 mg/kg/day (28-day study) and 106 mg/kg/day (90-day study). No treatment-related toxicological effects were seen in the dietary studies at 25 and 28 mg/kg/day respectively.</p> <p>No treatment-related changes were reported in dogs at doses up to 4,000 ppm in the diet (estimated by the author to be equivalent to 180 mg/kg/day assuming a body weight of 11 kg and a daily food consumption of 0.5 kg). The absence of treatment-related changes in dogs suggests the existence of a species difference.</p> <p><b>Genotoxicity:</b> From the in vitro and in vivo studies available it can be concluded that tetrapropenylphenol is not mutagenic.</p> <p><b>Carcinogenicity:</b> There are no carcinogenicity studies available for tetrapropenylphenol. Given the lack of evidence for mutagenicity it is likely that if tetrapropenylphenol had the potential to cause cancer it would involve a threshold mechanism. It is uncertain whether or not the effects on the uterus and the endometrial gland cysts in the one-generation fertility study at the top dose of 125 mg/kg/day indicate the possibility of uterine cancer at these sites following prolonged exposure.</p> <p><b>Reproductive toxicity:</b> Tetrapropenylphenol has an adverse effect on fertility in rats, causing a marked reduction in fertility at 125 mg/kg/day. At doses of 25 mg/kg/day and above tetrapropenylphenol causes a reduction in mean pup weight and pathological changes in the reproductive organs of both sexes. The reduction in fertility and effects on reproductive organs occurred at doses that also caused other toxic effects, including reduced bodyweight gain and food consumption and changes in the adrenals, kidneys and liver. However, this toxicity was not considered to be particularly severe such that the adverse effects on fertility could have been a secondary non-specific consequence of general toxicity. The NOAEL for reproductive effects is 5 mg/kg/day.</p> <p><b>Developmental toxicity:</b> Tetrapropenylphenol is also a developmental toxicant in rats, causing teratogenic effects as shown by cleft palate and ectodactyly (reduced number of digits) as well as a general increase in the total number of skeletal malformations at 300 mg/kg/day. These manifestations of developmental toxicity occurred in the presence of overt maternal toxicity, indicated by a significant reduction in body weight gain.</p> <p>Environmental risk evaluation report: para-C12-alkylphenols (dodecylphenol and tetrapropenylphenol): Environment Agency UK</p>
<p><b>SALICYLIC ACID</b></p>	<p>For certain benzyl derivatives:</p> <p>The members of this group are rapidly absorbed through the gastrointestinal tract, metabolised primarily in the liver, and excreted primarily in the urine either unchanged or as conjugates of benzoic acid derivatives. At high dose levels, gut micro-organisms may act to produce minor amounts of breakdown products. However, no adverse effects have been reported even at repeated high doses. Similarly, no effects were observed on reproduction, foetal development and tumour potential.</p> <p>A member or analogue of a group of hydroxy and alkoxy-substituted benzyl derivatives generally regarded as safe (GRAS) based in part on their self-limiting properties as flavouring substances in food; their rapid absorption, metabolic detoxification, and excretion in humans and other animals, their low level of flavour use, the wide margin of safety between the conservative estimates of intake and the no-observed-adverse effect levels determined from chronic and subchronic studies and the lack of significant genotoxic and mutagenic potential. This evidence of safety is supported by the fact that the intake of benzyl derivatives as natural components of traditional foods is greater than the intake as intentionally added flavouring substances.</p> <p>All members of this group are aromatic primary alcohols, aldehydes, carboxylic acids or their corresponding esters or acetals. The structural features common to all members of the group is a primary oxygenated functional group bonded directly to a benzene ring. The ring also contains hydroxy or alkoxy substituents.</p>

	<p>The hydroxy- and alkoxy- substituted benzyl derivatives are readily absorbed by the gastrointestinal tract, metabolised in the liver to yield benzoic acid derivatives and excreted primarily in the urine either unchanged or conjugated.</p> <p>It is expected than aromatic esters and acetals will be hydrolysed in vivo through the catalytic activity of carboxylesterases, (A-esterases), Acetals hydrolyse uncatalysed in gastric juices and intestinal fluids to yield acetaldehydes. Substituted benzyl esters and benzaldehyde acetals are hydrolysed to the corresponding alcoholic alcohols and carboxylic acid.</p> <p>In general hydroxy- and alkoxy- derivatives of benzaldehyde and benzyl alcohol are oxidised to the corresponding benzoic acid derivatives and, to a lesser extent reduced to corresponding benzyl alcohol derivatives. Following conjugation these are excreted in the urine. Benzyl alcohol derivatives may also be reduced in gut microflora to toluene derivatives.</p> <p>Flavor and Extract Manufacturers Association (FEMA)</p> <p>The salicylates are well absorbed by mouth, and oral bioavailability is assumed to be total. In humans, absorption through skin is more limited. The salicylates are expected to be broken down to salicylic acid, mostly in the liver, and then conjugated with glycine or glucuronide and excreted in the urine. The expected metabolism of the salicylates do not present toxicological concerns. Animal testing shows that acute toxicity by skin contact is very low, while acute toxicity by mouth is moderate. Salicylates do not possess genetic toxicity, and generally do not have the potential to cause cancer. The reproductive and developmental toxicity data on methyl salicylate shows that high doses which are toxic to the mother may cause toxicity to the embryo and birth defects. At concentrations likely to be encountered through their use as fragrance ingredients, salicylates are considered to be non-irritating to the skin. The salicylates in general have no, or very limited, potential to sensitise skin. They do not possess light-mediated toxicity and do not cause light-mediated irritation or allergies.</p> <p>The material may produce severe irritation to the eye causing pronounced inflammation. Repeated or prolonged exposure to irritants may produce conjunctivitis.</p>
ISOPHORONE DIAMINE & BENZYL ALCOHOL	<p>The following information refers to contact allergens as a group and may not be specific to this product.</p> <p>Contact allergies quickly manifest themselves as contact eczema, more rarely as urticaria or Quincke's oedema. The pathogenesis of contact eczema involves a cell-mediated (T lymphocytes) immune reaction of the delayed type. Other allergic skin reactions, e.g. contact urticaria, involve antibody-mediated immune reactions. The significance of the contact allergen is not simply determined by its sensitisation potential: the distribution of the substance and the opportunities for contact with it are equally important. A weakly sensitising substance which is widely distributed can be a more important allergen than one with stronger sensitising potential with which few individuals come into contact. From a clinical point of view, substances are noteworthy if they produce an allergic test reaction in more than 1% of the persons tested.</p>
ISOPHORONE DIAMINE & DODECYLPHENOL, BRANCHED & SALICYLIC ACID	<p>Asthma-like symptoms may continue for months or even years after exposure to the material ends. This may be due to a non-allergic condition known as reactive airways dysfunction syndrome (RADS) which can occur after exposure to high levels of highly irritating compound. Main criteria for diagnosing RADS include the absence of previous airways disease in a non-atopic individual, with sudden onset of persistent asthma-like symptoms within minutes to hours of a documented exposure to the irritant. Other criteria for diagnosis of RADS include a reversible airflow pattern on lung function tests, moderate to severe bronchial hyperreactivity on methacholine challenge testing, and the lack of minimal lymphocytic inflammation, without eosinophilia. RADS (or asthma) following an irritating inhalation is an infrequent disorder with rates related to the concentration of and duration of exposure to the irritating substance. On the other hand, industrial bronchitis is a disorder that occurs as a result of exposure due to high concentrations of irritating substance (often particles) and is completely reversible after exposure ceases. The disorder is characterized by difficulty breathing, cough and mucus production.</p>
ISOPHORONE DIAMINE & BENZYL ALCOHOL & SALICYLIC ACID	<p>The material may cause skin irritation after prolonged or repeated exposure and may produce on contact skin redness, swelling, the production of vesicles, scaling and thickening of the skin.</p>

Acute Toxicity	✓	Carcinogenicity	✗
Skin Irritation/Corrosion	✓	Reproductivity	✓
Serious Eye Damage/Irritation	✓	STOT - Single Exposure	✓
Respiratory or Skin sensitisation	✓	STOT - Repeated Exposure	✗
Mutagenicity	✗	Aspiration Hazard	✗

Legend: ✗ – Data either not available or does not fill the criteria for classification  
 ✓ – Data available to make classification

## SECTION 12 Ecological information

### Toxicity

Alka 118 Part B	Endpoint	Test Duration (hr)	Species	Value	Source
	Not Available	Not Available	Not Available	Not Available	Not Available

isophorone diamine	Endpoint	Test Duration (hr)	Species	Value	Source
	BCF	1008h	Fish	<0.3	7
	EC50	48h	Crustacea	14.6-21.5mg/l	4
	EC50	72h	Algae or other aquatic plants	37mg/l	1
	NOEC(ECx)	72h	Algae or other aquatic plants	1.5mg/l	1
	LC50	96h	Fish	70mg/l	1

benzyl alcohol	Endpoint	Test Duration (hr)	Species	Value	Source
	EC50	48h	Crustacea	230mg/l	2
	EC50	72h	Algae or other aquatic plants	500mg/l	2
	NOEC(ECx)	336h	Fish	5.1mg/l	2
	EC50	96h	Algae or other aquatic plants	76.828mg/l	2
LC50	96h	Fish	10mg/l	2	

dodecylphenol, branched	Endpoint	Test Duration (hr)	Species	Value	Source
	EC50	48h	Crustacea	0.037mg/l	2
	EC50	72h	Algae or other aquatic plants	0.15mg/l	2
	NOEC(ECx)	504h	Crustacea	0.004mg/l	2
LC50	96h	Fish	3.2mg/l	2	

salicylic acid	Endpoint	Test Duration (hr)	Species	Value	Source
	EC50	48h	Crustacea	118mg/l	2
	EC50	72h	Algae or other aquatic plants	>100mg/l	2
	LC50	96h	Fish	>100mg/l	2
	NOEC(ECx)	504h	Crustacea	<1mg/l	4
<b>Legend:</b>	Extracted from 1. IUCLID Toxicity Data 2. Europe ECHA Registered Substances - Ecotoxicological Information - Aquatic Toxicity 4. US EPA, Ecotox database - Aquatic Toxicity Data 5. ECETOC Aquatic Hazard Assessment Data 6. NITE (Japan) - Bioconcentration Data 7. METI (Japan) - Bioconcentration Data 8. Vendor Data				

Toxic to aquatic organisms, may cause long-term adverse effects in the aquatic environment.

Toxic to flora.

Toxic to soil organisms.

Prevent, by any means available, spillage from entering drains or water courses.

**DO NOT** discharge into sewer or waterways.

#### Persistence and degradability

Ingredient	Persistence: Water/Soil	Persistence: Air
isophorone diamine	HIGH	HIGH
benzyl alcohol	LOW	LOW
dodecylphenol, branched	HIGH	HIGH
salicylic acid	LOW	LOW

#### Bioaccumulative potential

Ingredient	Bioaccumulation
isophorone diamine	LOW (BCF = 3.4)
benzyl alcohol	LOW (LogKOW = 1.1)
dodecylphenol, branched	MEDIUM (BCF = 850)
salicylic acid	MEDIUM (BCF = 1000)

#### Mobility in soil

Ingredient	Mobility
isophorone diamine	LOW (Log KOC = 340.4)
benzyl alcohol	LOW (Log KOC = 15.66)
dodecylphenol, branched	LOW (Log KOC = 382000)
salicylic acid	LOW (Log KOC = 23.96)



## SECTION 13 Disposal considerations

#### Waste treatment methods

<b>Product / Packaging disposal</b>	<ul style="list-style-type: none"> <li>▶ Containers may still present a chemical hazard/ danger when empty.</li> <li>▶ Return to supplier for reuse/ recycling if possible.</li> </ul> <p>Otherwise:</p> <ul style="list-style-type: none"> <li>▶ If container can not be cleaned sufficiently well to ensure that residuals do not remain or if the container cannot be used to store the same product, then puncture containers, to prevent re-use, and bury at an authorised landfill.</li> <li>▶ Where possible retain label warnings and SDS and observe all notices pertaining to the product.</li> </ul> <p>Legislation addressing waste disposal requirements may differ by country, state and/ or territory. Each user must refer to laws operating in their area. In some areas, certain wastes must be tracked.</p> <p>A Hierarchy of Controls seems to be common - the user should investigate:</p> <ul style="list-style-type: none"> <li>▶ Reduction</li> <li>▶ Reuse</li> <li>▶ Recycling</li> <li>▶ Disposal (if all else fails)</li> </ul> <p>This material may be recycled if unused, or if it has not been contaminated so as to make it unsuitable for its intended use. If it has been contaminated, it may be possible to reclaim the product by filtration, distillation or some other means. Shelf life considerations should also be applied in making decisions of this type. Note that properties of a material may change in use, and recycling or reuse may not always be appropriate.</p> <ul style="list-style-type: none"> <li>▶ <b>DO NOT allow wash water from cleaning or process equipment to enter drains.</b></li> <li>▶ It may be necessary to collect all wash water for treatment before disposal.</li> <li>▶ In all cases disposal to sewer may be subject to local laws and regulations and these should be considered first.</li> <li>▶ Where in doubt contact the responsible authority.</li> <li>▶ Recycle wherever possible.</li> <li>▶ Consult manufacturer for recycling options or consult local or regional waste management authority for disposal if no suitable treatment or disposal facility can be identified.</li> <li>▶ Treat and neutralise at an approved treatment plant.</li> <li>▶ Treatment should involve: Neutralisation with suitable dilute acid followed by: burial in a land-fill specifically licensed to accept chemical and / or pharmaceutical wastes or Incineration in a licensed apparatus (after admixture with suitable combustible material).</li> <li>▶ Decontaminate empty containers. Observe all label safeguards until containers are cleaned and destroyed.</li> </ul>
-------------------------------------	---

## SECTION 14 Transport information

#### Labels Required

	
Marine Pollutant	
HAZCHEM	2X

**Land transport (ADG)**

14.1. UN number or ID number	2735	
14.2. UN proper shipping name	AMINES, LIQUID, CORROSIVE, N.O.S. (contains isophorone diamine)	
14.3. Transport hazard class(es)	Class	8
	Subsidiary Hazard	Not Applicable
14.4. Packing group	II	
14.5. Environmental hazard	Environmentally hazardous	
14.6. Special precautions for user	Special provisions	274
	Limited quantity	1 L

**Air transport (ICAO-IATA / DGR)**

14.1. UN number	2735	
14.2. UN proper shipping name	Amines, liquid, corrosive, n.o.s. * (contains isophorone diamine)	
14.3. Transport hazard class(es)	ICAO/IATA Class	8
	ICAO / IATA Subsidiary Hazard	Not Applicable
	ERG Code	8L
14.4. Packing group	II	
14.5. Environmental hazard	Environmentally hazardous	
14.6. Special precautions for user	Special provisions	A3 A803
	Cargo Only Packing Instructions	855
	Cargo Only Maximum Qty / Pack	30 L
	Passenger and Cargo Packing Instructions	851
	Passenger and Cargo Maximum Qty / Pack	1 L
	Passenger and Cargo Limited Quantity Packing Instructions	Y840
	Passenger and Cargo Limited Maximum Qty / Pack	0.5 L

**Sea transport (IMDG-Code / GGVSee)**

14.1. UN number	2735	
14.2. UN proper shipping name	AMINES, LIQUID, CORROSIVE, N.O.S. (contains isophorone diamine)	
14.3. Transport hazard class(es)	IMDG Class	8
	IMDG Subsidiary Hazard	Not Applicable
14.4. Packing group	II	
14.5. Environmental hazard	Marine Pollutant	
14.6. Special precautions for user	EMS Number	F-A , S-B
	Special provisions	274
	Limited Quantities	1 L

**14.7. Maritime transport in bulk according to IMO instruments**

**14.7.1. Transport in bulk according to Annex II of MARPOL and the IBC code**

Not Applicable

**14.7.2. Transport in bulk in accordance with MARPOL Annex V and the IMSBC Code**

Product name	Group
isophorone diamine	Not Available
benzyl alcohol	Not Available

Product name	Group
dodecylphenol, branched	Not Available
salicylic acid	Not Available

#### 14.7.3. Transport in bulk in accordance with the IGC Code

Product name	Ship Type
isophorone diamine	Not Available
benzyl alcohol	Not Available
dodecylphenol, branched	Not Available
salicylic acid	Not Available

## SECTION 15 Regulatory information

### Safety, health and environmental regulations / legislation specific for the substance or mixture

#### isophorone diamine is found on the following regulatory lists

Australia Hazardous Chemical Information System (HCIS) - Hazardous Chemicals  
 Australia Standard for the Uniform Scheduling of Medicines and Poisons (SUSMP) - Schedule 5  
 Australian Inventory of Industrial Chemicals (AIIC)

#### benzyl alcohol is found on the following regulatory lists

Australia Hazardous Chemical Information System (HCIS) - Hazardous Chemicals  
 Australian Inventory of Industrial Chemicals (AIIC)

#### dodecylphenol, branched is found on the following regulatory lists

Australia Hazardous Chemical Information System (HCIS) - Hazardous Chemicals  
 Australian Inventory of Industrial Chemicals (AIIC)  
 Chemical Footprint Project - Chemicals of High Concern List

#### salicylic acid is found on the following regulatory lists

Australia Hazardous Chemical Information System (HCIS) - Hazardous Chemicals  
 Australia Standard for the Uniform Scheduling of Medicines and Poisons (SUSMP) - Schedule 3  
 Australian Inventory of Industrial Chemicals (AIIC)  
 FEI Equine Prohibited Substances List - Controlled Medication  
 FEI Equine Prohibited Substances List (EPSL)

### Additional Regulatory Information

Not Applicable

### National Inventory Status

National Inventory	Status
Australia - AIIC / Australia Non-Industrial Use	Yes
Canada - DSL	Yes
Canada - NDSL	No (benzyl alcohol; salicylic acid)
China - IECSC	Yes
Europe - EINEC / ELINCS / NLP	Yes
Japan - ENCS	Yes
Korea - KECI	Yes
New Zealand - NZIoC	Yes
Philippines - PICCS	Yes
USA - TSCA	All chemical substances in this product have been designated as TSCA Inventory 'Active'
Taiwan - TCSI	Yes
Mexico - INSQ	No (dodecylphenol, branched)
Vietnam - NCI	Yes
Russia - FBEPH	Yes
<b>Legend:</b>	Yes = All CAS declared ingredients are on the inventory No = One or more of the CAS listed ingredients are not on the inventory. These ingredients may be exempt or will require registration.

## SECTION 16 Other information

<b>Revision Date</b>	24/06/2025
<b>Initial Date</b>	24/06/2025

### Other information

Classification of the preparation and its individual components has drawn on official and authoritative sources as well as independent review by the Chemwatch Classification committee using available literature references.

The SDS is a Hazard Communication tool and should be used to assist in the Risk Assessment. Many factors determine whether the reported Hazards are Risks in the workplace or other settings. Risks may be determined by reference to Exposures Scenarios. Scale of use, frequency of use and current or available engineering controls must be considered.

**Definitions and abbreviations**

- ▶ PC - TWA: Permissible Concentration-Time Weighted Average
- ▶ PC - STEL: Permissible Concentration-Short Term Exposure Limit
- ▶ IARC: International Agency for Research on Cancer
- ▶ ACGIH: American Conference of Governmental Industrial Hygienists
- ▶ STEL: Short Term Exposure Limit
- ▶ TEEL: Temporary Emergency Exposure Limit,
- ▶ IDLH: Immediately Dangerous to Life or Health Concentrations
- ▶ ES: Exposure Standard
- ▶ OSF: Odour Safety Factor
- ▶ NOAEL: No Observed Adverse Effect Level
- ▶ LOAEL: Lowest Observed Adverse Effect Level
- ▶ TLV: Threshold Limit Value
- ▶ LOD: Limit Of Detection
- ▶ OTV: Odour Threshold Value
- ▶ BCF: BioConcentration Factors
- ▶ BEI: Biological Exposure Index
- ▶ DNEL: Derived No-Effect Level
- ▶ PNEC: Predicted no-effect concentration
- ▶ MARPOL: International Convention for the Prevention of Pollution from Ships
- ▶ IMSBC: International Maritime Solid Bulk Cargoes Code
- ▶ IGC: International Gas Carrier Code
- ▶ IBC: International Bulk Chemical Code
  
- ▶ AIIC: Australian Inventory of Industrial Chemicals
- ▶ DSL: Domestic Substances List
- ▶ NDSL: Non-Domestic Substances List
- ▶ IECSC: Inventory of Existing Chemical Substance in China
- ▶ EINECS: European INventory of Existing Commercial chemical Substances
- ▶ ELINCS: European List of Notified Chemical Substances
- ▶ NLP: No-Longer Polymers
- ▶ ENCS: Existing and New Chemical Substances Inventory
- ▶ KECI: Korea Existing Chemicals Inventory
- ▶ NZIoC: New Zealand Inventory of Chemicals
- ▶ PICCS: Philippine Inventory of Chemicals and Chemical Substances
- ▶ TSCA: Toxic Substances Control Act
- ▶ TCSI: Taiwan Chemical Substance Inventory
- ▶ INSQ: Inventario Nacional de Sustancias Químicas
- ▶ NCI: National Chemical Inventory
- ▶ FBEPH: Russian Register of Potentially Hazardous Chemical and Biological Substances

This document is copyright.

Apart from any fair dealing for the purposes of private study, research, review or criticism, as permitted under the Copyright Act, no part may be reproduced by any process without written permission from CHEMWATCH.

TEL (+61 3) 9572 4700.