

Alka 110 Merino-Y56 Part A

Alka Coating Pty Ltd.

Chemwatch: 7967-75

Version No: 2.1

Safety Data Sheet according to Work Health and Safety Regulations (Hazardous Chemicals) 2023 and ADG requirements

Chemwatch Hazard Alert Code: 4

Initial Date: 23/07/2025

Revision Date: 23/07/2025

Print Date: 23/07/2025

S.GHS.AUS.EN.E

SECTION 1 Identification of the substance / mixture and of the company / undertaking

Product Identifier

Product name	Alka 110 Merino-Y56 Part A
Chemical Name	Not Applicable
Synonyms	Not Available
Proper shipping name	ENVIRONMENTALLY HAZARDOUS SUBSTANCE, LIQUID, N.O.S.
Chemical formula	Not Applicable
Other means of identification	Not Available

Relevant identified uses of the substance or mixture and uses advised against

Relevant identified uses	Flooring. Use according to manufacturer's directions.
--------------------------	--

Details of the manufacturer or importer of the safety data sheet

Registered company name	Alka Coating Pty Ltd.
Address	87 Market St Smithfield NSW 2164 Australia
Telephone	Not Available
Fax	Not Available
Website	Not Available
Email	Not Available

Emergency telephone number

Association / Organisation	CHEMWATCH EMERGENCY RESPONSE (24/7)
Emergency telephone number(s)	+61 1800 951 288 (ID#: 7967-75)
Other emergency telephone number(s)	+61 3 9573 3188

SECTION 2 Hazards identification

Classification of the substance or mixture

Poisons Schedule	S5
Classification ^[1]	Skin Corrosion/Irritation Category 2, Sensitisation (Skin) Category 1, Serious Eye Damage/Eye Irritation Category 2A, Specific Target Organ Toxicity - Repeated Exposure Category 2, Hazardous to the Aquatic Environment Long-Term Hazard Category 2
Legend:	1. Classified by Chemwatch; 2. Classification drawn from HCIS; 3. Classification drawn from Regulation (EU) No 1272/2008 - Annex VI

Label elements

Hazard pictogram(s)	
Signal word	Warning

Hazard statement(s)

H315	Causes skin irritation.
H317	May cause an allergic skin reaction.
H319	Causes serious eye irritation.
H373	May cause damage to organs through prolonged or repeated exposure.

Precautionary statement(s) Prevention

P260	Do not breathe mist/vapours/spray.
P280	Wear protective gloves, protective clothing, eye protection and face protection.
P273	Avoid release to the environment.

Chemwatch: 7967-75

Version No: 2.1

H411	Toxic to aquatic life with long lasting effects.
AUH019	May form explosive peroxides.
P264	Wash all exposed external body areas thoroughly after handling.
P272	Contaminated work clothing should not be allowed out of the workplace.

Precautionary statement(s) Response

P302+P352	IF ON SKIN: Wash with plenty of water and soap.
P305+P351+P338	IF IN EYES: Rinse cautiously with water for several minutes. Remove contact lenses, if present and easy to do. Continue rinsing.
P314	Get medical advice/attention if you feel unwell.
P333+P313	If skin irritation or rash occurs: Get medical advice/attention.
P337+P313	If eye irritation persists: Get medical advice/attention.
P362+P364	Take off contaminated clothing and wash it before reuse.
P391	Collect spillage.

Precautionary statement(s) Storage

Not Applicable

Precautionary statement(s) Disposal

P501	Dispose of contents/container to authorised hazardous or special waste collection point in accordance with any local regulation.
------	--

No further product hazard information.

SECTION 3 Composition / information on ingredients

Substances

See section below for composition of Mixtures

Mixtures

CAS No	%[weight]	Name
1675-54-3	30-50	<u>bisphenol A diglycidyl ether</u>
14808-60-7	10-30	<u>silica crystalline - quartz</u>
7727-43-7	10-30	<u>barium sulfate</u>
25068-38-6	1-20	<u>bisphenol A diglycidyl ether resin, liquid</u>
100-51-6	1-10	<u>benzyl alcohol</u>

Legend: 1. Classified by Chemwatch; 2. Classification drawn from HCIS; 3. Classification drawn from Regulation (EU) No 1272/2008 - Annex VI; 4. Classification drawn from C&L; * EU IOELVs available

SECTION 4 First aid measures

Description of first aid measures

Eye Contact	<p>If this product comes in contact with the eyes:</p> <ul style="list-style-type: none"> ▶ Immediately hold eyelids apart and flush the eye continuously with running water. ▶ Ensure complete irrigation of the eye by keeping eyelids apart and away from eye and moving the eyelids by occasionally lifting the upper and lower lids. ▶ Continue flushing until advised to stop by the Poisons Information Centre or a doctor, or for at least 15 minutes. ▶ Transport to hospital or doctor without delay. ▶ Removal of contact lenses after an eye injury should only be undertaken by skilled personnel.
Skin Contact	<p>If skin or hair contact occurs:</p> <ul style="list-style-type: none"> ▶ Immediately flush body and clothes with large amounts of water, using safety shower if available. ▶ Quickly remove all contaminated clothing, including footwear. ▶ Wash skin and hair with running water. Continue flushing with water until advised to stop by the Poisons Information Centre. ▶ Transport to hospital, or doctor.
Inhalation	<ul style="list-style-type: none"> ▶ If fumes or combustion products are inhaled remove from contaminated area. ▶ Lay patient down. Keep warm and rested. ▶ Prostheses such as false teeth, which may block airway, should be removed, where possible, prior to initiating first aid procedures. ▶ Apply artificial respiration if not breathing, preferably with a demand valve resuscitator, bag-valve mask device, or pocket mask as trained. Perform CPR if necessary. ▶ Transport to hospital, or doctor, without delay.
Ingestion	<ul style="list-style-type: none"> ▶ IF SWALLOWED, REFER FOR MEDICAL ATTENTION, WHERE POSSIBLE, WITHOUT DELAY. ▶ For advice, contact a Poisons Information Centre or a doctor. ▶ Urgent hospital treatment is likely to be needed. ▶ In the mean time, qualified first-aid personnel should treat the patient following observation and employing supportive measures as indicated by the patient's condition. ▶ If the services of a medical officer or medical doctor are readily available, the patient should be placed in his/her care and a copy of the SDS should be provided. Further action will be the responsibility of the medical specialist. ▶ If medical attention is not available on the worksite or surroundings send the patient to a hospital together with a copy of the SDS. <p>Where medical attention is not immediately available or where the patient is more than 15 minutes from a hospital or unless instructed otherwise:</p> <ul style="list-style-type: none"> ▶ INDUCE vomiting with fingers down the back of the throat, ONLY IF CONSCIOUS. Lean patient forward or place on left side (headdown position, if possible) to maintain open airway and prevent aspiration.

Continued...

Chemwatch: 7967-75

NOTE: Wear a protective glove when inducing vomiting by mechanical means.

Indication of any immediate medical attention and special treatment needed

Treat symptomatically:

- 1 After ingestion of barium acid salts, severe gastro-intestinal irritation followed by muscle twitching, progressive flaccid paralysis and severe hypokalaemia and hypertension, occurs.
- 2 Respiratory failure, renal failure and occasional cardiac dysrhythmias may result from an acute ingestion.
- 3 Use sodium sulfate as a cathartic. Add 5-10 gm of sodium sulfate to lavage solution or as fluid supplement to ipecac syrup (the sulfate salt is not absorbed)
- 4 Monitor cardiac rhythm and serum potassium closely to establish the trend over the first 24 hours. Large doses of potassium may be needed to correct the hypokalaemia.
- 5 Administer generous amounts of fluid replacement but monitor the urine and serum for evidence of renal failure. [Ellenhorn and Barceloux: Medical Toxicology]

Clinical experience of benzyl alcohol poisoning is generally confined to premature neonates in receipt of preserved intravenous salines.

- 1 Metabolic acidosis, bradycardia, skin breakdown, hypotonia, hepatorenal failure, hypotension and cardiovascular collapse are characteristic.
- 2 High urine benzoate and hippuric acid as well as elevated serum benzoic acid levels are found.
- 3 The so-called "gasping syndrome" describes the progressive neurological deterioration of poisoned neonates.
- 4 Management is essentially supportive.

SECTION 5 Firefighting measures

Extinguishing media

- 1 Foam.
- 2 Dry chemical powder.
- 3 BCF (where regulations permit).
- 4 Carbon dioxide.
- 5 Water spray or fog - Large fires only.

Special hazards arising from the substrate or mixture

Fire Incompatibility

- ▶ Avoid contamination with oxidising agents i.e. nitrates, oxidising acids, chlorine bleaches, pool chlorine etc. as ignition may result

Advice for firefighters

Fire Fighting

- ▶ When silica dust is dispersed in air, firefighters should wear inhalation protection as hazardous substances from the fire may be adsorbed on the silica particles.
- ▶ When heated to extreme temperatures, (>1700 deg.C) amorphous silica can fuse.
- ▶ Alert Fire Brigade and tell them location and nature of hazard.
- ▶ Wear full body protective clothing with breathing apparatus.
- ▶ Prevent, by any means available, spillage from entering drains or water course.
- ▶ Use water delivered as a fine spray to control fire and cool adjacent area.
- ▶ Avoid spraying water onto liquid pools.
- ▶ **DO NOT** approach containers suspected to be hot.
- ▶ Cool fire exposed containers with water spray from a protected location.
- ▶ If safe to do so, remove containers from path of fire.

Fire/Explosion Hazard

- ▶ Combustible.
 - ▶ Slight fire hazard when exposed to heat or flame.
 - ▶ Heating may cause expansion or decomposition leading to violent rupture of containers. ▶ On combustion, may emit toxic fumes of carbon monoxide (CO).
 - ▶ May emit acrid smoke.
 - ▶ Mists containing combustible materials may be explosive.
- Combustion products include:
carbon dioxide (CO₂) aldehydes sulfur oxides (SO_x) silicon dioxide (SiO₂) metal oxides other pyrolysis products typical of burning organic material.
- Decomposes at high temperatures to produce barium oxide. Barium oxide is strongly alkaline and, upon contact with water, is exothermic. When barium oxide reacts with oxygen to give a peroxide, there is a fire and explosion risk. **WARNING:** Long standing in contact with air and light may result in the formation of potentially explosive peroxides.

HAZCHEM

●3Z

SECTION 6 Accidental release measures

Personal precautions, protective equipment and emergency procedures

See section 8

Environmental precautions

See section 12

Methods and material for containment and cleaning up

Minor Spills

Environmental hazard - contain spillage.

- ▶ In the event of a spill of a reactive diluent, the focus is on containing the spill to prevent contamination of soil and surface or ground water.
- ▶ If irritating vapors are present, an approved air-purifying respirator with organic vapor canister is recommended for cleaning up spills and leaks.
- ▶ For small spills, reactive diluents should be absorbed with sand.
- ▶ Clean up all spills immediately.
- ▶ Avoid breathing vapours and contact with skin and eyes.
- ▶ Control personal contact with the substance, by using protective equipment. ▶ Contain and absorb spill with sand, earth, inert material or vermiculite.
- ▶ Wipe up.
- ▶ Place in a suitable, labelled container for waste disposal.

Continued...

Major Spills	<p>Environmental hazard - contain spillage.</p> <ul style="list-style-type: none"> ▶ Clear area of personnel and move upwind. ▶ Alert Fire Brigade and tell them location and nature of hazard.
	<ul style="list-style-type: none"> ▶ Wear full body protective clothing with breathing apparatus. ▶ Prevent, by all means available, spillage from entering drains or water courses. ▶ Consider evacuation (or protect in place). ▶ No smoking, naked lights or ignition sources. ▶ Increase ventilation. ▶ Stop leak if safe to do so. ▶ Water spray or fog may be used to disperse / absorb vapour. ▶ Contain or absorb spill with sand, earth or vermiculite. ▶ Collect recoverable product into labelled containers for recycling. ▶ Collect solid residues and seal in labelled drums for disposal. ▶ Wash area and prevent runoff into drains. ▶ After clean up operations, decontaminate and launder all protective clothing and equipment before storing and re-using. ▶ If contamination of drains or waterways occurs, advise emergency services. <p>Industrial spills or releases of reactive diluents are infrequent and generally contained. If a large spill does occur, the material should be captured, collected, and reprocessed or disposed of according to applicable governmental requirements.</p> <p>An approved air-purifying respirator with organic-vapor canister is recommended for emergency work.</p>

Personal Protective Equipment advice is contained in Section 8 of the SDS.

SECTION 7 Handling and storage

Precautions for safe handling

Safe handling	<ul style="list-style-type: none"> ▶ DO NOT allow clothing wet with material to stay in contact with skin ▶ Avoid all personal contact, including inhalation. ▶ Wear protective clothing when risk of exposure occurs. ▶ Use in a well-ventilated area. ▶ Prevent concentration in hollows and sumps. ▶ DO NOT enter confined spaces until atmosphere has been checked. ▶ Avoid smoking, naked lights or ignition sources. ▶ Avoid contact with incompatible materials. ▶ When handling, DO NOT eat, drink or smoke. ▶ Keep containers securely sealed when not in use. ▶ Avoid physical damage to containers. ▶ Always wash hands with soap and water after handling. ▶ Work clothes should be laundered separately. ▶ Use good occupational work practice. ▶ Observe manufacturer's storage and handling recommendations contained within this SDS. ▶ Atmosphere should be regularly checked against established exposure standards to ensure safe working conditions.
Other information	<ul style="list-style-type: none"> ▶ Store in original containers. ▶ Keep containers securely sealed. ▶ Store in a cool, dry, well-ventilated area. ▶ Store away from incompatible materials and foodstuff containers. ▶ Protect containers against physical damage and check regularly for leaks. ▶ Observe manufacturer's storage and handling recommendations contained within this SDS.
Conditions for safe storage, including any incompatibilities	
Suitable container	<ul style="list-style-type: none"> ▶ Glass container is suitable for laboratory quantities ▶ Metal can or drum ▶ Packaging as recommended by manufacturer. ▶ Check all containers are clearly labelled and free from leaks.

Storage incompatibility

Barium sulfate (barytes) ▶ reacts violently with dimethyl sulfoxide, sodium acetylide, finely divided carbon, aluminium, magnesium, zirconium, and possibly other active metals, especially at elevated temperatures

▶ is incompatible with potassium, phosphorus (ignites when primed with nitrate-calcium silicide) Benzyl alcohol:

▶ may froth in contact with water ▶ slowly oxidises in air,

oxygen forming benzaldehyde

▶ is incompatible with mineral acids, caustics, aliphatic amines, isocyanates ▶ reacts violently with strong

oxidisers, and explosively with sulfuric acid at elevated temperatures ▶ corrodes aluminium at high

temperatures ▶ is incompatible with aluminum, iron, steel

▶ attacks some nonfluorinated plastics; may attack, extract and dissolve polypropylene

Benzyl alcohol contaminated with 1.4% hydrogen bromide and 1.2% of dissolved iron(II) polymerises exothermically above 100 deg. C.

In general, uncured epoxy resins have only poor mechanical, chemical and heat resistance properties. However, good properties are obtained by reacting the linear epoxy resin with suitable curatives to form three-dimensional cross-linked thermoset structures. This process is commonly referred to as curing or gelation process. Curing of epoxy resins is an exothermic reaction and in some cases produces sufficient heat to cause thermal degradation if not controlled.

Curing may be achieved by reacting an epoxy with itself (homopolymerisation) or by forming a copolymer with polyfunctional curatives or hardeners. In principle, any molecule containing a reactive hydrogen may react with the epoxide groups of the epoxy resin. Common classes of hardeners for epoxy resins include amines, acids, acid anhydrides, phenols, alcohols and thiols. Relative reactivity (lowest first) is approximately in the order: phenol < anhydride < aromatic amine < cycloaliphatic amine < aliphatic amine < thiol.

The epoxy curing reaction may be accelerated by addition of small quantities of accelerators. Tertiary amines, carboxylic acids and alcohols (especially phenols) are effective accelerators. Bisphenol A is a highly effective and widely used accelerator, but is now increasingly replaced due to health concerns with this substance.

Epoxy resin may be reacted with itself in the presence of an anionic catalyst (a Lewis base such as tertiary amines or imidazoles) or a cationic catalyst (a Lewis acid such as a boron trifluoride complex) to form a cured network. This process is known as catalytic homopolymerisation. The resulting network contains only ether bridges, and exhibits high thermal and chemical resistance, but is brittle and often requires elevated temperature to effect curing, so finds only niche applications industrially. Epoxy homopolymerisation is often used when there is a requirement for UV curing, since cationic UV catalysts may be employed (e.g. for UV coatings). Silicas:

▶ react with hydrofluoric acid to produce silicon tetrafluoride gas ▶ react with xenon hexafluoride to produce explosive xenon trioxide ▶ reacts exothermically with oxygen difluoride, and explosively with chlorine trifluoride (these halogenated materials are not commonplace industrial materials) and other fluorine-containing compounds ▶ may react with fluorine, chlorates ▶ are incompatible with strong oxidisers, manganese trioxide, chlorine trioxide, strong alkalis, metal oxides, concentrated orthophosphoric acid, vinyl acetate

▶ may react vigorously when heated with alkali carbonates.

Epoxides:

▶ are highly reactive with acids, bases, and oxidising and reducing agents.

▶ react, possibly violently, with anhydrous metal chlorides, ammonia, amines and group 1 metals.

▶ may polymerise in the presence of peroxides or heat - polymerisation may be violent

▶ may react, possibly violently, with water in the presence of acids and other catalysts.

Reactive diluents are stable under recommended storage conditions, but can decompose at elevated temperatures. In some cases, decomposition can cause pressure build-up in closed systems.

Glycidyl ethers:

▶ may form unstable peroxides on storage in air. Light, sunlight, UV light or other ionising radiation, trace metals - inhibitor should be maintained at adequate levels

▶ may polymerise in contact with heat, organic and inorganic free radical producing initiators

▶ may polymerise with evolution of heat in contact with oxidisers, strong acids, bases and amines

▶ react violently with strong oxidisers, permanganates, peroxides, acyl halides, alkalis, ammonium persulfate, bromine dioxide

▶ attack some forms of plastics, coatings, and rubber

▶ Avoid cross contamination between the two liquid parts of product (kit).

▶ If two part products are mixed or allowed to mix in proportions other than manufacturer's recommendation, polymerisation with gelation and evolution of heat (exotherm) may occur.


▶ This excess heat may generate toxic vapour

▶ Avoid reaction with amines, mercaptans, strong acids and oxidising agents

SECTION 8 Exposure controls / personal protection**Control parameters****Occupational Exposure Limits (OEL)****INGREDIENT DATA**

Source	Ingredient	Material name	TWA	STEL	Peak	Notes
Australia Exposure Standards	silica crystalline quartz	Quartz (respirable dust)	0.05 mg/m3	Not Available	Not Available	Not Available
Australia Exposure Standards	silica crystalline quartz	Silica - Crystalline: Quartz (respirable dust)	0.05 mg/m3	Not Available	Not Available	Not Available
Australia Exposure Standards	barium sulfate	Barium sulphate	10 mg/m3	Not Available	Not Available	(a) This value is for inhalable dust containing no asbestos and < 1% crystalline silica.

Ingredient	Original IDLH	Revised IDLH
bisphenol A diglycidyl ether	Not Available	Not Available
silica crystalline - quartz	25 mg/m3 / 50 mg/m3	Not Available
barium sulfate	Not Available	Not Available

bisphenol A/ diglycidyl ether resin, liquid	Not Available	Not Available
benzyl alcohol	Not Available	Not Available
Exposure controls		
Appropriate engineering controls	<p>For potent pharmacological agents: Solutions</p> <p>Handling:</p> <ul style="list-style-type: none"> ▶ Solutions can be handled outside a containment system or without local exhaust ventilation during procedures with no potential for aerosolisation. If the procedures have a potential for aerosolisation, an air-purifying respirator is to be worn by all personnel in the immediate area. ▶ Solutions used for procedures where aerosolisation may occur (e.g., vortexing, pumping) are to be handled within a containment system or with local exhaust ventilation. ▶ In situations where this is not feasible (may include animal dosing), an air-purifying respirator is to be worn by all personnel in the immediate area. If using a ventilated enclosure that has not been validated, wear a half-mask respirator equipped with HEPA cartridges until the enclosure is validated for use. ▶ Ensure gloves are protective against solvents in use. <p>Engineering controls are used to remove a hazard or place a barrier between the worker and the hazard. Well-designed engineering controls can be highly effective in protecting workers and will typically be independent of worker interactions to provide this high level of protection.</p> <p>The basic types of engineering controls are:</p> <p>Process controls which involve changing the way a job activity or process is done to reduce the risk.</p> <p>Enclosure and/or isolation of emission source which keeps a selected hazard "physically" away from the worker and ventilation that strategically "adds" and "removes" air in the work environment. Ventilation can remove or dilute an air contaminant if designed properly. The design of a ventilation system must match the particular process and chemical or contaminant in use. Employers may need to use multiple types of controls to prevent employee overexposure.</p> <ul style="list-style-type: none"> ▶ Employees exposed to confirmed human carcinogens should be authorized to do so by the employer, and work in a regulated area. ▶ Work should be undertaken in an isolated system such as a "glove-box" . Employees should wash their hands and arms upon completion of the assigned task and before engaging in other activities not associated with the isolated system. ▶ Within regulated areas, the carcinogen should be stored in sealed containers, or enclosed in a closed system, including piping systems, with any sample ports or openings closed while the carcinogens are contained within. ▶ Open-vessel systems are prohibited. ▶ Each operation should be provided with continuous local exhaust ventilation so that air movement is always from ordinary work areas to the operation. ▶ Exhaust air should not be discharged to regulated areas, non-regulated areas or the external environment unless decontaminated. Clean make-up air should be introduced in sufficient volume to maintain correct operation of the local exhaust system. ▶ For maintenance and decontamination activities, authorized employees entering the area should be provided with and required to wear clean, impervious garments, including gloves, boots and continuous-air supplied hood. Prior to removing protective garments the employee should undergo decontamination and be required to shower upon removal of the garments and hood. ▶ Except for outdoor systems, regulated areas should be maintained under negative pressure (with respect to non-regulated areas). ▶ Local exhaust ventilation requires make-up air be supplied in equal volumes to replaced air. ▶ Laboratory hoods must be designed and maintained so as to draw air inward at an average linear face velocity of 0.76 m/sec with a minimum of 0.64 m/sec. Design and construction of the fume hood requires that insertion of any portion of the employees body, other than hands and arms, be disallowed. 	
Individual protection measures, such as personal protective equipment		
Eye and face protection	<p>When handling very small quantities of the material eye protection may not be required. For laboratory, larger scale or bulk handling or where regular exposure in an occupational setting occurs:</p> <ul style="list-style-type: none"> ▶ Chemical goggles. [AS/NZS 1337.1, EN166 or national equivalent] ▶ Face shield. Full face shield may be required for supplementary but never for primary protection of eyes. ▶ Contact lenses may pose a special hazard; soft contact lenses may absorb and concentrate irritants. A written policy document, describing the wearing of lenses or restrictions on use, should be created for each workplace or task. This should include a review of lens absorption and adsorption for the class of chemicals in use and an account of injury experience. Medical and first-aid personnel should be trained in their removal and suitable equipment should be readily available. In the event of chemical exposure, begin eye irrigation immediately and remove contact lens as soon as practicable. Lens should be removed at the first signs of eye redness or irritation - lens should be removed in a clean environment only after workers have washed hands thoroughly. [CDC NIOSH Current Intelligence Bulletin 59]. 	
Skin protection	See Hand protection below	

<p>Hands/feet protection</p>	<ul style="list-style-type: none"> ▶ Elbow length PVC gloves NOTE: ▶ The material may produce skin sensitisation in predisposed individuals. Care must be taken, when removing gloves and other protective equipment, to avoid all possible skin contact. ▶ Contaminated leather items, such as shoes, belts and watch-bands should be removed and destroyed. <p>The selection of suitable gloves does not only depend on the material, but also on further marks of quality which vary from manufacturer to manufacturer. Where the chemical is a preparation of several substances, the resistance of the glove material can not be calculated in advance and has therefore to be checked prior to the application.</p> <p>The exact break through time for substances has to be obtained from the manufacturer of the protective gloves and has to be observed when making a final choice.</p> <p>Personal hygiene is a key element of effective hand care. Gloves must only be worn on clean hands. After using gloves, hands should be washed and dried thoroughly. Application of a non-perfumed moisturiser is recommended.</p> <p>Suitability and durability of glove type is dependent on usage. Important factors in the selection of gloves include:</p> <ul style="list-style-type: none"> · frequency and duration of contact, · chemical resistance of glove material, · glove thickness and · dexterity <p>Select gloves tested to a relevant standard (e.g. Europe EN 374, US F739, AS/NZS 2161.1 or national equivalent).</p> <ul style="list-style-type: none"> · When prolonged or frequently repeated contact may occur, a glove with a protection class of 5 or higher (breakthrough time greater than 240 minutes according to EN 374, AS/NZS 2161.10.1 or national equivalent) is recommended. · When only brief contact is expected, a glove with a protection class of 3 or higher (breakthrough time greater than 60 minutes according to EN 374, AS/NZS 2161.10.1 or national equivalent) is recommended. · Some glove polymer types are less affected by movement and this should be taken into account when considering gloves for long-term use. · Contaminated gloves should be replaced. <p>As defined in ASTM F-739-96 in any application, gloves are rated as:</p> <ul style="list-style-type: none"> · Excellent when breakthrough time > 480 min · Good when breakthrough time > 20 min · Fair when breakthrough time < 20 min · Poor when glove material degrades <p>For general applications, gloves with a thickness typically greater than 0.35 mm, are recommended.</p> <p>It should be emphasised that glove thickness is not necessarily a good predictor of glove resistance to a specific chemical, as the permeation efficiency of the glove will be dependent on the exact composition of the glove material. Therefore, glove selection should also be based on consideration of the task requirements and knowledge of breakthrough times.</p> <p>Glove thickness may also vary depending on the glove manufacturer, the glove type and the glove model. Therefore, the manufacturers technical data should always be taken into account to ensure selection of the most appropriate glove for the task.</p> <p>Note: Depending on the activity being conducted, gloves of varying thickness may be required for specific tasks. For example:</p> <ul style="list-style-type: none"> · Thinner gloves (down to 0.1 mm or less) may be required where a high degree of manual dexterity is needed. However, these gloves are only likely to give short duration protection and would normally be just for single use applications, then disposed of. · Thicker gloves (up to 3 mm or more) may be required where there is a mechanical (as well as a chemical) risk i.e. where there is abrasion or puncture potential <p>Gloves must only be worn on clean hands. After using gloves, hands should be washed and dried thoroughly. Application of a non-perfumed moisturiser is recommended.</p> <p>When handling liquid-grade epoxy resins wear chemically protective gloves, boots and aprons.</p> <p>The performance, based on breakthrough times, of:</p> <ul style="list-style-type: none"> · Ethyl Vinyl Alcohol (EVAL laminate) is generally excellent · Butyl Rubber ranges from excellent to good · Nitrile Butyl Rubber (NBR) from excellent to fair. · Neoprene from excellent to fair · Polyvinyl (PVC) from excellent to poor <p>As defined in ASTM F-739-96</p> <ul style="list-style-type: none"> · Excellent breakthrough time > 480 min · Good breakthrough time > 20 min · Fair breakthrough time < 20 min · Poor glove material degradation <p>Gloves should be tested against each resin system prior to making a selection of the most suitable type. Systems include both the resin and any hardener, individually and collectively)</p> <ul style="list-style-type: none"> · DO NOT use cotton or leather (which absorb and concentrate the resin), natural rubber (latex), medical or polyethylene gloves (which absorb the resin). · DO NOT use barrier creams containing emulsified fats and oils as these may absorb the resin; silicone-based barrier creams should be reviewed prior to use. <p>Replacement time should be considered when selecting the most appropriate glove. It may be more effective to select a glove with lower chemical resistance but which is replaced frequently than to select a more resistant glove which is reused many times</p> <ul style="list-style-type: none"> ▶ Rubber gloves (nitrile or low-protein, powder-free latex, latex/ nitrile). Employees allergic to latex gloves should use nitrile gloves in preference. ▶ Double gloving should be considered. ▶ PVC gloves. ▶ Change gloves frequently and when contaminated, punctured or torn. ▶ Wash hands immediately after removing gloves. ▶ <p>Protective shoe covers. [AS/NZS 2210] ▶ Head covering.</p>
<p>Body protection</p>	<p>See Other protection below</p>

Other protection	<ul style="list-style-type: none"> ▶ Employees working with confirmed human carcinogens should be provided with, and be required to wear, clean, full body protective clothing (smocks, coveralls, or long-sleeved shirt and pants), shoe covers and gloves prior to entering the regulated area. [AS/NZS ISO 6529:2006 or national equivalent] ▶ Employees engaged in handling operations involving carcinogens should be provided with, and required to wear and use half-face filtertype respirators with filters for dusts, mists and fumes, or air purifying canisters or cartridges. A respirator affording higher levels of protection may be substituted. [AS/NZS 1715 or national equivalent] ▶ Emergency deluge showers and eyewash fountains, supplied with potable water, should be located near, within sight of, and on the same level with locations where direct exposure is likely. ▶ Prior to each exit from an area containing confirmed human carcinogens, employees should be required to remove and leave protective clothing and equipment at the point of exit and at the last exit of the day, to place used clothing and equipment in impervious containers at the point of exit for purposes of decontamination or disposal. The contents of such impervious containers must be identified with suitable labels. For maintenance and decontamination activities, authorized employees entering the area should be provided with and required to wear clean, impervious garments, including gloves, boots and continuous-air supplied hood. ▶ Prior to removing protective garments the employee should undergo decontamination and be required to shower upon removal of the garments and hood. ▶ For quantities up to 500 grams a laboratory coat may be suitable. ▶ For quantities up to 1 kilogram a disposable laboratory coat or coverall of low permeability is recommended. Coveralls should be buttoned at collar and cuffs. ▶ For quantities over 1 kilogram and manufacturing operations, wear disposable coverall of low permeability and disposable shoe covers. ▶ For manufacturing operations, air-supplied full body suits may be required for the provision of advanced respiratory protection. ▶ Eye wash unit. ▶ Ensure there is ready access to an emergency shower. ▶ For Emergencies: Vinyl suit 			
-------------------------	--	--	--	--

Recommended material(s)	up to 100 x ES	-	A-2 P2	A-PAPR-2 P2 ^
--------------------------------	----------------	---	--------	---------------

GLOVE SELECTION INDEX

Glove selection is based on a modified presentation of the: **"Forsberg Clothing Performance Index"**.
 The effect(s) of the following substance(s) are taken into account in the **computer generated** selection:
 Alka 110 Merino-Y56 Part A

Material	CPI
BUTYL	A
VITON	A

* CPI - Chemwatch Performance Index
 A: Best Selection
 B: Satisfactory; may degrade after 4 hours continuous immersion
 C: Poor to Dangerous Choice for other than short term immersion
NOTE: As a series of factors will influence the actual performance of the glove, a final selection must be based on detailed observation. -
 * Where the glove is to be used on a short term, casual or infrequent basis, factors such as "feel" or convenience (e.g. disposability), may dictate a choice of gloves which might otherwise be unsuitable following long-term or frequent use. A qualified practitioner should be consulted.

Ansell Glove Selection

Glove — <i>In order of recommendation</i>
TouchNTuff® 92-500
TouchNTuff® 92-605
TouchNTuff® 92-600
TouchNTuff® 93-250
TouchNTuff® 93-700
AlphaTec® 15-554
AlphaTec® Solvex® 37-185
AlphaTec® 38-612
AlphaTec® 58-008
AlphaTec® 58-530B

The suggested gloves for use should be confirmed with the glove supplier.

Respiratory protection

Type A-P Filter of sufficient capacity. (AS/NZS 1716 & 1715, EN 143:2000 & 149:2001, ANSI Z88 or national equivalent)

Where the concentration of gas/particulates in the breathing zone, approaches or exceeds the "Exposure Standard" (or ES), respiratory protection is required. Degree of protection varies with both face-piece and Class of filter; the nature of protection varies with Type of filter.

Required Minimum Protection Factor	Half-Face Respirator	Full-Face Respirator	Powered Air Respirator
up to 10 x ES	A-AUS P2	-	A-PAPR-AUS / Class 1 P2
up to 50 x ES	-	A-AUS / Class 1 P2	-

^ - Full-face
 A(All classes) = Organic vapours, B AUS or B1 = Acid gasses, B2 = Acid gas or hydrogen cyanide(HCN), B3 = Acid gas or hydrogen cyanide(HCN), E = Sulfur dioxide(SO2), G = Agricultural chemicals, K = Ammonia(NH3), Hg = Mercury, NO = Oxides of nitrogen, MB = Methyl bromide, AX = Low boiling point organic compounds(below 65 degC)
 If inhalation risk above the TLV exists, wear approved dust respirator.
 Use respirators with protection factors appropriate for the exposure level. ▶ Up to 5 X TLV, use valveless mask type; up to 10 X TLV, use 1/2 mask dust respirator
 ▶ Up to 50 X TLV, use full face dust respirator or demand type C air supplied respirator
 ▶ Up to 500 X TLV, use powered air-purifying dust respirator or a Type C pressure demand supplied-air respirator
 ▶ Over 500 X TLV wear full-face self-contained breathing apparatus with positive pressure mode or a combination respirator with a Type C positive pressure supplied-air full-face respirator and an auxiliary self-contained breathing apparatus operated in pressure demand or other positive pressure mode
 ▶ Cartridge respirators should never be used for emergency ingress or in areas of unknown vapour concentrations or oxygen content.
 ▶ The wearer must be warned to leave the contaminated area immediately on detecting any odours through the respirator. The odour may indicate that the mask is not functioning properly, that the vapour concentration is too high, or that the mask is not properly fitted. Because of these limitations, only restricted use of cartridge respirators is considered appropriate.
 ▶ Cartridge performance is affected by humidity. Cartridges should be changed after

2 hr of continuous use unless it is determined that the humidity is less than 75%, in which case, cartridges can be used for 4 hr. Used cartridges should be discarded daily, regardless of the length of time used

SECTION 9 Physical and chemical properties

Information on basic physical and chemical properties

Appearance	Coloured liquid a slight odour; does not mix with water.		
Physical state	Liquid	Relative density (Water = 1)	1.16 @20C
Odour	Not Available	Partition coefficient n-octanol / water	Not Available
Odour threshold	Not Available	Auto-ignition temperature (°C)	Not Available
pH (as supplied)	Not Available	Decomposition temperature (°C)	Not Available
Melting point / freezing point (°C)	Not Available	Viscosity (cSt)	10000-14000 @25C
Initial boiling point and boiling range (°C)	>280	Molecular weight (g/mol)	Not Applicable
Flash point (°C)	>260	Taste	Not Available
Evaporation rate	Not Available	Explosive properties	Not Available
Flammability	Not Applicable	Oxidising properties	Not Available
Upper Explosive Limit (%)	Not Available	Surface Tension (dyn/cm or mN/m)	Not Available
Lower Explosive Limit (%)	Not Available	Volatile Component (%vol)	Not Available
Vapour pressure (kPa)	Not Available	Gas group	Not Available
Solubility in water	Immiscible	pH as a solution (1%)	Not Applicable
Vapour density (Air = 1)	Not Available	VOC g/L	Not Available
Heat of Combustion (kJ/g)	Not Available	Ignition Distance (cm)	Not Available
Flame Height (cm)	Not Available	Flame Duration (s)	Not Available
Enclosed Space Ignition Time Equivalent (s/m3)	Not Available	Enclosed Space Ignition Deflagration Density (g/m3)	Not Available

SECTION 10 Stability and reactivity

Reactivity	See section 7
Chemical stability	<ul style="list-style-type: none"> ▶ Unstable in the presence of incompatible materials. ▶ Product is considered stable. ▶ Hazardous polymerisation will not occur.
Possibility of hazardous reactions	See section 7
Conditions to avoid	See section 7
Incompatible materials	See section 7
Hazardous decomposition products	See section 5

SECTION 11 Toxicological information

Information on toxicological effects

a) Acute Toxicity	Based on available data, the classification criteria are not met.
b) Skin Irritation/Corrosion	There is sufficient evidence to classify this material as skin corrosive or irritating.
c) Serious Eye Damage/Irritation	There is sufficient evidence to classify this material as eye damaging or irritating
d) Respiratory or Skin sensitisation	There is sufficient evidence to classify this material as sensitising to skin or the respiratory system
e) Mutagenicity	Based on available data, the classification criteria are not met.
f) Carcinogenicity	Based on available data, the classification criteria are not met.
g) Reproductivity	Based on available data, the classification criteria are not met.
h) STOT - Single Exposure	Based on available data, the classification criteria are not met.
i) STOT - Repeated Exposure	There is sufficient evidence to classify this material as toxic to specific organs through repeated exposure
j) Aspiration Hazard	Based on available data, the classification criteria are not met.

Inhaled	<p>There is strong evidence to suggest that this material can cause, if inhaled once, very serious, irreversible damage of organs. Inhalation of aerosols (mists, fumes), generated by the material during the course of normal handling, may be damaging to the health of the individual. There is some evidence to suggest that the material can cause respiratory irritation in some persons. The body's response to such irritation can cause further lung damage.</p> <p>In animal testing, exposure to aerosols of reactive diluents (especially o-cresol glycidyl ether, CAS RN:2210-79-9) has been reported to affect the adrenal gland, central nervous system, kidney, liver, ovaries, spleen, testes, thymus and respiratory tract.</p> <p>Inhalation hazard is increased at higher temperatures.</p> <p>Inhalation of benzyl alcohol may affect breathing (causing depression and paralysis of breathing and lower blood pressure. Effects on lungs are significantly enhanced in the presence of respirable particles.</p> <p>Acute silicosis occurs under conditions of extremely high silica dust exposure particularly when the particle size of the dust is small. The disease is rapidly progressive and spreads widely through the lungs within months of the initial exposure and causing death within 1 to 2 years.</p>
Ingestion	<p>There is strong evidence to suggest that this material can cause, if swallowed once, very serious, irreversible damage of organs. Reactive diluents exhibit a range of ingestion hazards. Small amounts swallowed incidental to normal handling operations are not likely to cause injury. However, swallowing larger amounts may cause injury.</p> <p>Animal testing showed that a single dose of bisphenol A diglycidyl ether (BADGE) given by mouth, caused an increase in immature sperm. Ingestion of soluble barium compounds may result in ulceration of the mucous membranes of the gastrointestinal tract, tightness in the muscles of the face and neck, gastroenteritis, vomiting, diarrhoea, muscular tremors and paralysis, anxiety, weakness, laboured breathing, cardiac irregularity due to contractions of smooth striated and cardiac muscles (often violent and painful), slow irregular pulse, hypertension, convulsions and respiratory failure.</p> <p>High molecular weight material; on single acute exposure would be expected to pass through gastrointestinal tract with little change / absorption. Occasionally accumulation of the solid material within the alimentary tract may result in formation of a bezoar (concretion), producing discomfort.</p> <p>Swallowing large doses of benzyl alcohol may cause abdominal pain, nausea, vomiting and diarrhea. It may affect behaviour and/or the central nervous system, and cause headache, sleepiness, excitement, dizziness, inco-ordination, coma, convulsions and other symptoms of central nervous system depression.</p> <p>In newborns, exposure to excessive amounts of benzyl alcohol has been associated with toxicity (low blood pressure and metabolic acidosis), and an increased incidence of severe jaundice leading to nervous system symptoms called kernicterus. Rarely, death may occur. Benzyl alcohol in medications is present in much smaller amounts than in flush solutions. The amount of benzyl alcohol sufficient to cause toxicity is unknown. If the patient requires more than the recommended dose or other medications containing this preservative, the prescribing doctor must consider the daily metabolic load of benzyl alcohol from these combined sources.</p>
	<p>Accidental ingestion of the material may be damaging to the health of the individual.</p>
Skin Contact	<p>There is strong evidence to suggest that this material, on a single contact with skin, can cause very serious, irreversible damage of organs. The material may accentuate any pre-existing dermatitis condition</p> <p>Repeated exposure may cause skin cracking, flaking or drying following normal handling and use.</p> <p>Bisphenol A diglycidyl ether (BADGE) may produce contact dermatitis characterized by redness and swelling, with weeping followed by crusting and scaling. A liquid resin with a molecular weight of 350 produced severe skin irritation when applied daily for 4 hours over 20 days. Skin contact with reactive diluents may cause slight to moderate irritation with local redness. Repeated or prolonged skin contact may cause burns.</p> <p>Open cuts, abraded or irritated skin should not be exposed to this material</p> <p>Entry into the blood-stream, through, for example, cuts, abrasions or lesions, may produce systemic injury with harmful effects. Examine the skin prior to the use of the material and ensure that any external damage is suitably protected.</p> <p>The material may cause mild but significant inflammation of the skin either following direct contact or after a delay of some time. Repeated exposure can cause contact dermatitis which is characterised by redness, swelling and blistering.</p>
Eye	<p>Eye contact with reactive diluents may cause slight to severe irritation with the possibility of chemical burns or moderate to severe damage to the cornea. There is evidence that material may produce eye irritation in some persons and produce eye damage 24 hours or more after instillation. Severe inflammation may be expected with pain.</p>

Chronic	<p>Strong evidence exists that this substance may cause irreversible mutations (though not lethal) even following a single exposure. Skin contact with the material is more likely to cause a sensitisation reaction in some persons compared to the general population. There is sufficient evidence to suggest that this material directly causes cancer in humans.</p> <p>Toxic: danger of serious damage to health by prolonged exposure through inhalation, in contact with skin and if swallowed. This material can cause serious damage if one is exposed to it for long periods. It can be assumed that it contains a substance which can produce severe defects.</p> <p>Prolonged or repeated skin contact may cause drying with cracking, irritation and possible dermatitis following.</p> <p>Substance accumulation, in the human body, may occur and may cause some concern following repeated or long-term occupational exposure. Based on experience with similar materials, there is a possibility that exposure to the material may reduce fertility in humans at levels which do not cause other toxic effects.</p> <p>Bisphenol A may have effects similar to female sex hormones and when administered to pregnant women, may damage the foetus. It may also damage male reproductive organs and sperm.</p> <p>Glycidyl ethers can cause genetic damage and cancer.</p> <p>This material contains a substantial amount of polymer considered to be of low concern. These are classified under having MWs of between 1000 to 10000 with less than 25% of molecules with MWs under 1000 and less than 10% under 500; or having a molecular weight average of over 10000.</p> <p>Bisphenol A diglycidyl ethers (BADGEs) produce a sensitization dermatitis (skin inflammation) characterized by eczema with blisters and papules, with considerable itching of the back of the hand. This may persist for 10-14 days after withdrawal from exposure and recur immediately on re-exposure. The dermatitis may last longer following each exposure, but is unlikely to become more intense. Lower molecular weight species produce sensitization more readily. Animal testing has shown an increase in the development of some tumours. For some reactive diluents, prolonged or repeated skin contact may result in absorption of potentially harmful amounts or allergic skin reactions.</p> <p>Exposure to some reactive diluents (notably, neopentylglycol diglycidyl ether, CAS RN: 17557-23-2) has caused cancer in some animal testing. Reactions to benzoic acid have been reported. It may worsen asthma, skin rash or skin disease (angio-oedema). Effect may be worse if exposed persons are also taking aspirin tablets.</p> <p>Crystalline silicas activate the inflammatory response of white blood cells after they injure the lung epithelium. Chronic exposure to crystalline silicas reduces lung capacity and predisposes to chest infections.</p> <p>Barium compounds may cause high blood pressure, airway irritation and damage the liver, spleen and bone marrow. Prolonged exposure may cause a lung inflammation and scarring.</p> <p>Prolonged or repeated exposure to benzyl alcohol may cause allergic contact dermatitis (skin inflammation). Prolonged or repeated swallowing may affect behaviour and the central nervous system with symptoms similar to acute swallowing. It may also affect the liver, kidneys, cardiovascular system, the lungs and cause weight loss. Studies in animals have shown evidence of causing birth defects, but the significance of this information in humans is unknown. Benzyl alcohol has not been shown to cause cancer.</p>
----------------	---

Alka 110 Part A	TOXICITY	IRRITATION
	Not Available	Not Available
bisphenol A diglycidyl ether	TOXICITY	IRRITATION
	dermal (rat) LD50: >2000 mg/kg [1]	Eye (Rodent - rabbit): 100mg - Mild
	Oral (Rat) LD50: >2000 mg/kg [1]	Eye (Rodent - rabbit): 100mg - Mild
		Eye (Rodent - rabbit): 100mg - Mild
		Eye (Rodent - rabbit): 20mg/24H - Moderate
		Eye (Rodent - rabbit): 2mg/24H - Severe
		Eye (Rodent - rabbit): 5mg/24H - Severe
		Eye: adverse effect observed (irritating) [1]
		Skin (Rodent - guinea pig): 2750mg/55D (intermittent)
		Skin (Rodent - rabbit): 2mg/24H - Severe
		Skin (Rodent - rabbit): 500mg - Mild
		Skin (Rodent - rabbit): 500uL/24H - Moderate
		Skin: adverse effect observed (irritating) [1]
silica crystalline - quartz	TOXICITY	IRRITATION
	Oral (Rat) LD50: 500 mg/kg [2]	Not Available
barium sulfate	TOXICITY	IRRITATION
	dermal (rat) LD50: >2000 mg/kg [1]	Eye: no adverse effect observed (not irritating) [1]
	Oral (Mouse) LD50: >3000 mg/kg [2]	Skin: no adverse effect observed (not irritating) [1]
bisphenol A/ diglycidyl ether resin, liquid	TOXICITY	IRRITATION
	dermal (rat) LD50: >1200 mg/kg [2]	Eye (Rodent - rabbit): 100mg - Mild
	Oral (Mouse) LD50: >500 mg/kg [2]	Eye (Rodent - rabbit): 100mg - Mild
		Eye (Rodent - rabbit): 20mg/24H - Moderate
		Eye (Rodent - rabbit): 5mg/24H - Severe
		Skin (Rodent - guinea pig): 2750mg/55D (intermittent)

		Skin (Rodent - rabbit): 2mg/24H - Severe
		Skin (Rodent - rabbit): 500uL/24H - Moderate
benzyl alcohol	TOXICITY	IRRITATION
	Dermal (rabbit) LD50: 2000 mg/kg ^[2]	Eye (Rodent - rat): 0.1mL
	Inhalation (Rat) LC50: >4.178 mg/L4h ^[2]	Eye: adverse effect observed (irritating) ^[1]
	Oral (Rat) LD50: 1230 mg/kg ^[2]	Skin (Human - man): 16mg/48H - Mild
		Skin (Human): 1%/2D
		Skin (Mammal - pig): 100% - Moderate
		Skin (Rodent - rabbit): 100mg/24H - Moderate
	Skin: no adverse effect observed (not irritating) ^[1]	

Legend: 1. Value obtained from Europe ECHA Registered Substances - Acute toxicity 2. Value obtained from manufacturer's SDS. Unless otherwise specified data extracted from RTECS - Register of Toxic Effect of chemical Substances

Alka 110 Merino-Y56 Part A	<p>Laboratory (in vitro) and animal studies show, exposure to the material may result in a possible risk of irreversible effects, with the possibility of producing mutation.</p> <p>The various members of the bisphenol family produce hormone like effects, seemingly as a result of binding to estrogen receptor-related receptors (ERRs; not to be confused with estrogen receptors) A suspected estrogen-related receptors (ERR) binding agent: Estrogen-related receptors (ERR, oestrogen-related receptors) are so named because of sequence homology with estrogen receptors but do not appear to bind estrogens or other tested steroid hormones. The ERR family have been demonstrated to control energy homeostasis, oxidative metabolism and mitochondrial biogenesis, while effecting mammalian physiology in the heart, brown adipose tissue, white adipose tissue, placenta, macrophages, and demonstrated additional roles in diabetes and cancer. ERRs bind enhancers throughout the genome where they exert effects on gene regulation. Although their overall functions remain uncertain, they also share DNA-binding sites, co-regulators, and target genes with the conventional estrogen receptors ERalpha and ERbeta and may function to modulate estrogen signaling pathways.</p> <ul style="list-style-type: none"> · ERR-alpha has wide tissue distribution but it is most highly expressed in tissues that preferentially use fatty acids as energy sources such as kidney, heart, brown adipose tissue, cerebellum, intestine, and skeletal muscle. ERRalpha has been detected in normal adrenal cortex tissues, in which its expression is possibly related to adrenal development, with a possible role in fetal adrenal function, in dehydroepiandrosterone (DHEAS) production in adrenarche, and also in steroid production of post-adrenarche/adult life. DHEA and other adrenal androgens such as androstenedione, although relatively weak androgens, are responsible for the androgenic effects of adrenarche, such as early pubic and axillary hair growth, adult-type body odor, increased oiliness of hair and skin, and mild acne. · ERR-beta is a nuclear receptor. Its function is unknown; however, a similar protein in mouse plays an essential role in placental development · ERR-gamma is a nuclear receptor that behaves as a constitutive activator of transcription. There is evidence that bisphenol A functions as an endocrine disruptor by binding strongly to ERRgamma BPA as well as its nitrated and chlorinated metabolites seems to binds strongly to ERR-gamma (dissociation constant = 5.5 nM), but not to the estrogen receptor (ER). BPA binding to ERR-gamma preserves its basal constitutive activity. Different expression of ERR-gamma in different parts of the body may account for variations in bisphenol A effects. For instance, ERR-gamma has been found in high concentration in the placenta, explaining reports of high bisphenol A accumulation there
BISPHENOL A DIGLYCIDYL ETHER	<p>Bisphenol A may have effects similar to female sex hormones and when administered to pregnant women, may damage the foetus. It may also damage male reproductive organs and sperm.</p> <p>Glycidyl ethers can cause genetic damage and cancer.</p> <p>For 1,2-butylene oxide (ethyloxirane):</p> <p>In animal testing, ethyloxirane increased the incidence of tumours of the airways in animals exposed via inhalation. However, tumours were not observed in mice chronically exposed via skin. Two structurally related substances, oxirane (ethylene oxide) and methyloxirane (propylene oxide), which are also direct-acting alkylating agents, have been classified as causing cancer. 55badger</p>
SILICA CRYSTALLINE QUARTZ	<p>WARNING: For inhalation exposure <u>ONLY</u>: This substance has been classified by the IARC as Group 1: CARCINOGENIC TO HUMANS</p> <p>The International Agency for Research on Cancer (IARC) has classified occupational exposures to respirable (<5 um) crystalline silica as being carcinogenic to humans. This classification is based on what IARC considered sufficient evidence from epidemiological studies of humans for the carcinogenicity of inhaled silica in the forms of quartz and cristobalite. Crystalline silica is also known to cause silicosis, a non-cancerous lung disease. Intermittent exposure produces; focal fibrosis, (pneumoconiosis), cough, dyspnoea, liver tumours.</p> <p>* Millions of particles per cubic foot (based on impinger samples counted by light field techniques).</p> <p>NOTE : the physical nature of quartz in the product determines whether it is likely to present a chronic health problem. To be a hazard the material must enter the breathing zone as respirable particles.</p>
BISPHENOL A/ DIGLYCIDYL ETHER RESIN, LIQUID	<p>Foetotoxicity has been observed in animal studies Oral (rabbit, female) NOEL 180 mg/kg (teratogenicity); NOEL (maternal 60 mg/kg</p>

<p>BENZYL ALCOHOL</p>	<p>The aryl alkyl alcohol (AAA) fragrance ingredients have diverse chemical structures, with similar metabolic and toxicity profiles. The AAA fragrances demonstrate low acute and subchronic toxicity by skin contact and swallowing. At concentrations likely to be encountered by consumers, AAA fragrance ingredients are non-irritating to the skin. The potential for eye irritation is minimal. With the exception of benzyl alcohol, phenethyl and 2-phenoxyethyl AAA alcohols, testing in humans indicate that AAA fragrance ingredients generally have no or low sensitization potential. Available data indicate that the potential for photosensitization is low.</p> <p>Testing suggests that at current human exposure levels, this group of chemicals does not cause maternal or developmental toxicity. Animal testing shows no cancer-causing evidence, with little or no genetic toxicity. It has been concluded that these materials would not present a safety concern at current levels of use, as fragrance ingredients.</p> <p>This is a member or analogue of a group of benzyl derivatives generally regarded as safe (GRAS), based partly on their self-limiting properties as flavouring substances in food. In humans and other animals, they are rapidly absorbed, broken down and excreted, with a wide safety margin. They also lack significant potential to cause genetic toxicity and mutations. The intake of benzyl derivatives as natural components of traditional foods is actually higher than the intake as intentionally added flavouring substances.</p> <p>The material may cause skin irritation after prolonged or repeated exposure and may produce on contact skin redness, swelling, the production of vesicles, scaling and thickening of the skin.</p>
	<p>Unlike benzylic alcohols, the beta-hydroxyl group of the members of benzyl alkyl alcohols contributes to break down reactions but do not undergo phase II metabolic activation. Though structurally similar to cancer causing ethyl benzene, phenethyl alcohol is only of negligible concern due to limited similarity in their pattern of activity. For benzoates:</p> <p>Benzyl alcohol, benzoic acid and its sodium and potassium salt have a common metabolic and excretion pathway. All but benzyl alcohol are considered to be unharmed and of low acute toxicity. They may cause slight irritation by oral, dermal or inhalation exposure except sodium benzoate which doesn't irritate the skin. Studies showed increased mortality, reduced weight gain, liver and kidney effects at higher doses, also, lesions of the brains, thymus and skeletal muscles may occur with benzyl alcohol. However, they do not cause cancer, genetic or reproductive toxicity. Developmental toxicity may occur but only at maternal toxic level.</p>
<p>Alka 110 Merino-Y56 Part A & BISPHENOL A DIGLYCIDYL ETHER & BISPHENOL A/ DIGLYCIDYL ETHER RESIN, LIQUID & BENZYL ALCOHOL</p>	<p>The following information refers to contact allergens as a group and may not be specific to this product.</p> <p>Contact allergies quickly manifest themselves as contact eczema, more rarely as urticaria or Quincke's oedema. The pathogenesis of contact eczema involves a cell-mediated (T lymphocytes) immune reaction of the delayed type. Other allergic skin reactions, e.g. contact urticaria, involve antibody-mediated immune reactions. The significance of the contact allergen is not simply determined by its sensitisation potential: the distribution of the substance and the opportunities for contact with it are equally important. A weakly sensitising substance which is widely distributed can be a more important allergen than one with stronger sensitising potential with which few individuals come into contact. From a clinical point of view, substances are noteworthy if they produce an allergic test reaction in more than 1% of the persons tested.</p>

**Alka 110 Merino-Y56 Part A
& BENZYL****ALCOHOL**

Adverse reactions to fragrances in perfumes and fragranced cosmetic products include allergic contact dermatitis, irritant contact dermatitis, sensitivity to light, immediate contact reactions, and pigmented contact dermatitis. Airborne and contact dermatitis occurs. Contact allergy is a lifelong condition, so symptoms may occur on re-exposure. Allergic contact dermatitis can be severe and widespread, with significant impairment of quality of life and potential consequences for fitness for work.

If the perfume contains a sensitizing component, intolerance to perfumes by inhalation may occur. Symptoms may include general unwellness, coughing, phlegm, wheezing, chest tightness, headache, shortness of breath with exertion, acute respiratory illness, hayfever, asthma and other respiratory diseases. Perfumes can induce excess reactivity of the airway without producing allergy or airway obstruction.

Breathing through a carbon filter mask had no protective effect.

Occupational asthma caused by perfume substances, such as isoamyl acetate, limonene, cinnamaldehyde and benzaldehyde, tend to give persistent symptoms, even though the exposure is below occupational exposure limits. Prevention of contact sensitization to fragrances is an important objective of public health risk management.

Hands: Contact sensitization may be the primary cause of hand eczema or a complication of irritant or atopic hand eczema. However hand eczema is a disease involving many factors, and the clinical significance of fragrance contact allergy in severe, chronic hand eczema may not be clear.

Underarm: Skin inflammation of the armpits may be caused by perfume in deodorants and, if the reaction is severe, it may spread down the arms and to other areas of the body. In individuals who consulted a skin specialist, a history of such first-time symptoms was significantly related to the later diagnosis of perfume allergy.

Face: An important manifestation of fragrance allergy from the use of cosmetic products is eczema of the face. In men, after-shave products can cause eczema around the beard area and the adjacent part of the neck. Men using wet shaving as opposed to dry have been shown to have an increased risk of allergic to fragrances.

Irritant reactions: Some individual fragrance ingredients, such as citral, are known to be irritant. Fragrances may cause a dose-related contact urticaria (hives) which is not allergic; cinnamal, cinnamic alcohol and Myroxylon pereirae are known to cause hives, but others, including menthol, vanillin and benzaldehyde have also been reported.

Pigmentary anomalies: Type IV allergy is responsible for "pigmented cosmetic dermatitis", referring to increased pigmentation on the face and neck. Testing showed a number of fragrance ingredients were associated, including jasmine absolute, ylang-ylang oil, cananga oil, benzyl salicylate, hydroxycitronellal, sandalwood oil, geraniol and geranium oil.

Light reactions: Musk ambrette produced a number of allergic reactions mediated by light and was later banned from use in Europe. Furocoumarins (psoralens) in some plant-derived fragrances have caused phototoxic reactions, with redness. There are now limits for the amount of furocoumarins in fragrances. Phototoxic reactions still occur, but are rare.

General/respiratory: Fragrances are volatile, and therefore, in addition to skin exposure, a perfume also exposes the eyes and the nose / airway. It is estimated that 2-4% of the adult population is affected by respiratory or eye symptoms by such an exposure. It is known that exposure to fragrances may exacerbate pre-existing asthma. Asthma-like symptoms can be provoked by sensory mechanisms. A significant association was found between respiratory complaints related to fragrances and contact allergy to fragrance ingredients and hand eczema. Fragrance allergens act as haptens, low molecular weight chemicals that cause an immune response only when attached to a carrier protein. However, not all sensitizing fragrance chemicals are directly reactive, but require previous activation. A prohaptens is a chemical that itself causes little or no sensitization, but is transformed into a hapten in the skin (bioactivation), usually via enzyme catalysis. It is not always possible to know whether a particular allergen that is not directly reactive acts as a prohaptens or a prohaptens, or both.

Prohaptens: Compounds that are bioactivated in the skin and thereby form haptens are referred to as prohaptens. The possibility of a prohaptens being activated cannot be avoided by outside measures. Activation processes increase the risk for cross-reactivity between fragrance substances. Various enzymes play roles in both activating and deactivating prohaptens. Skin-sensitizing prohaptens can be recognized and grouped into chemical classes based on knowledge of xenobiotic bioactivation reactions, clinical observations and/or studies of sensitization.

QSAR prediction: Prediction of sensitization activity of these substances is complex, especially for those substances that can act both as pre- and prohaptens.

CYP1A2 is a member of the cytochrome P450 super family, is one of the best characterized. It is responsible for the metabolism of commonly drugs belonging to classes such as antidepressants, antipsychotics, mood stabilizers, beta blockers and sedative/hypnotics

CYP1A2 also metabolises a number of procarcinogens (such as those in cigarettes). Cigarette smoking may lead to three fold increase in 1A2 activity, which explains why smokers require higher doses of beta blockers than non-smokers

Drugs that inhibit CYP1A2 will predictably increase the plasma concentrations of the medications or decrease in clearance of substrates. Drugs such as ciprofloxacin, fluvoxamine, verapamil, cimetidine, caffeine and isoniazid are inhibitors of CYP1A2 enzyme. Vegetables such as grape fruit juice, cumic and turmeric are inhibitors of the CYP1A2 enzyme which may lead to increase plasma concentration of psychotropics

Inhibition of NF- κ B in vivo can be detrimental. NF- κ B controls multiple functions in homeostasis including a functional immune response, cell cycle, and cell death. Genetic studies in mice and analysis of naturally occurring mutations in humans point to specific developmental and immune consequences due to altering NF- κ B activity.

The same functions that make NF- κ B attractive for developing inhibitors for treating disease also play a role in homeostasis, and disruption of the NF- κ B pathway during development or in adults leads to unfavorable and potentially unhealthy consequences.

NF- κ B plays a role in multiple homeostatic cellular processes including response to stimuli, cell proliferation, and death, regulating communication between cells, but is also tightly linked with other signaling pathways within the cell, such as p38 and JNK. In addition to mediating proinflammatory responses, NF- κ B may regulate apoptotic and cell cycle changes induced by cellular stress, DNA damage or oncogenes by communication with the tumor suppressor p53. Disruption of normal cellular responses by inhibiting NF- κ B can have adverse consequences such as immune suppression and tissue damage.

Understanding the consequences of lack of NF- κ B activity in adult humans comes from observation of naturally occurring genetic deficiencies in this pathway. Mutations have been discovered in humans in signaling molecules upstream of NF- κ B resulting in defects in development or immunity. Genetic defects have also been discovered in genes that immediately affect NF- κ B activation including IKK gamma (NEMO), a subunit of the IKK complex, and I κ Balpha. The IKK gamma mutations result in a defective IKK complex and the I κ Balpha mutation results in an I κ Balpha protein that cannot be phosphorylated and degraded. Both genetic defects result in suppressed NF- κ B activation and ectodermal dysplasia with immunodeficiency. In general patients with these genetic defects have multiple immunological defects including impaired innate immunity, impaired antibody production, and ultimately severe bacterial infections. Understanding the immune defects and susceptibilities in patients with genetic defects in the NF- κ B pathway will help prepare for potential adverse effects of pharmacologic NF- κ B inhibitors

The requirement for NF- κ B in the development and maintenance of the immune system is well documented. NF- κ B is required for survival during fetal development and for normal lymphocyte generation in adult mice. Removal of the p65 (RelA) subunit of NF- κ B or the IKKbeta gene results in death during fetal development primarily due to massive liver apoptosis

Fetal liver stem cells from p65 or IKKbeta deficient mice have been transplanted into irradiated hosts revealing a specific requirement of NF κ B for T-cells, B-cells, and common lymphoid progenitor development but not for myeloid cells or stem cells. The failure to produce

	<p>lymphocytes is mediated through hypersensitivity to TNF due to lack of NF-κB activity. Lymphocyte depletion with chemical or genetic inhibition of NF-κB have implications for therapeutic potential use in humans. The double-sided nature of NF-κB inhibition is clear in this instance where chemical inhibition in vivo mimics genetic experiments inducing rapid TNF-dependent apoptosis. Rapid induction of apoptosis may be an advantage for treating some forms of cancer, but at the same time cause depletion of some lymphocyte populations. In addition to controlling lymphocyte development, NF-κB plays a major role in both adaptive and innate immunity. Various signaling pathways responding to receptor recognition of immune challenge converge on NF-κB which then regulates genes that control the immune response. Both T-cell receptor and B-cell receptors activate NF-κB through phosphorylation of CARMA1 by PKC theta and PKC beta respectively, resulting in recruitment and activation of IKK and ultimately expression of genes that control cellular activation, proliferation, and survival. In addition, NF-κB plays a role in T-cell response to costimulatory signals. Cells respond to pathogenic microorganisms in part through recognition by Toll-like receptors (TLRs). TLR-family members recognize different molecular structures present in microbes and respond by activating signaling pathways including NF-κB leading to expression of anti-microbial effector molecules, as well as molecules that help in development of the adaptive immune response. Inhibition of NF-κB during TLR stimulation can lead to macrophage apoptosis, a mechanism used by some pathogens to help evade immune response. NF-κB is clearly required for normal mature B-cell and T-cell maintenance and function, including regulatory, memory, and natural killer-like T cells. Inhibition of NF-κB activation in lymphocytes results in defects in growth, survival, and cytokine production and blocks multiple steps in germinal center formation. Given the diverse roles NF-κB plays in immune response to pathogens it is not surprising to find mice genetically deficient in components of the NF-κB pathway are susceptible to parasitic and bacterial infection.</p> <p>The role of NF-κB in inhibition of apoptosis is one of the factors that make it a potential target for cancer therapy. NF-κB deficient mice die during embryogenesis in part due to TNF-mediated liver damage. Adult mice with impaired NF-κB targeted to the liver have normal liver function, but have severe liver damage after challenge with concanavalin A, a pan-T cell activator. Liver damage occurs due to sustained activation of JNK due to accumulation of reactive oxygen species (ROS) in the absence of normal NF-κB activation.</p>		
Alka 110 Merino-Y56 Part A & BARIUM SULFATE	No significant acute toxicological data identified in literature search.		
Alka 110 Merino-Y56 Part A & BISPHENOL A DIGLYCIDYL ETHER & BISPHENOL A/ DIGLYCIDYL ETHER RESIN, LIQUID	<p>Animal testing over 13 weeks showed bisphenol A diglycidyl ether (BADGE) caused mild to moderate, chronic, inflammation of the skin. Reproductive and Developmental Toxicity: Animal testing showed BADGE given over several months caused reduction in body weight but had no reproductive effects. Cancer-causing potential: It has been concluded that bisphenol A diglycidyl ether cannot be classified with respect to its cancer-causing potential in humans.</p> <p>Genetic toxicity: Laboratory tests on genetic toxicity of BADGE have so far been negative.</p> <p>Immunotoxicity: Animal testing suggests regular injections of diluted BADGE may result in sensitization.</p> <p>Consumer exposure: Consumer exposure to BADGE is almost exclusively from migration of BADGE from can coatings into food. Testing has not found any evidence of hormonal disruption.</p> <p>The substance is classified by IARC as Group 3: NOT classifiable as to its carcinogenicity to humans. Evidence of carcinogenicity may be inadequate or limited in animal testing.</p>		
Alka 110 Merino-Y56 Part A & BISPHENOL A/ DIGLYCIDYL ETHER RESIN, LIQUID	<p>The chemical structure of hydroxylated diphenylalkanes or bisphenols consists of two phenolic rings joined together through a bridging carbon. This class of endocrine disruptors that mimic oestrogens is widely used in industry, particularly in plastics.</p> <p>Bisphenol A (BPA) and some related compounds exhibit oestrogenic activity in human breast cancer cell line MCF-7, but there were remarkable differences in activity. Several derivatives of BPA exhibited significant thyroid hormonal activity towards rat pituitary cell line GH3, which releases growth hormone in a thyroid hormone-dependent manner. However, BPA and several other derivatives did not show such activity. Results suggest that the 4-hydroxyl group of the A-phenyl ring and the B-phenyl ring of BPA derivatives are required for these hormonal activities, and substituents at the 3,5-positions of the phenyl rings and the bridging alkyl moiety markedly influence the activities. Bisphenols promoted cell proliferation and increased the synthesis and secretion of cell type-specific proteins. When ranked by proliferative potency, the longer the alkyl substituent at the bridging carbon, the lower the concentration needed for maximal cell yield; the most active compound contained two propyl chains at the bridging carbon. Bisphenols with two hydroxyl groups in the para position and an angular configuration are suitable for appropriate hydrogen bonding to the acceptor site of the oestrogen receptor.</p> <p>In vitro cell models were used to evaluate the ability of 22 bisphenols (BPs) to induce or inhibit estrogenic and androgenic activity. BPA, Bisphenol AF (BPAF), bisphenol Z (BPZ), bisphenol C (BPC), tetramethyl bisphenol A (TMBPA), bisphenol S (BPS), bisphenol E (BPE), 4,4-bisphenol F (4,4-BPF), bisphenol AP (BPAP), bisphenol B (BPB), tetrachlorobisphenol A (TCBPA), and benzylparaben (PHBB) induced estrogen receptor (ER)α and/or ERβ-mediated activity. With the exception of BPS, TCBPA, and PHBB, these same BPs were also androgen receptor (AR) antagonists. Only 3 BPs were found to be ER antagonists. Bisphenol P (BPP) selectively inhibited ERβ-mediated activity and 4-(4-phenylmethoxyphenyl)sulfonylphenol (BPS-MPE) and 2,4-bisphenol S (2,4-BPS) selectively inhibited ERα-mediated activity. None of the BPs induced AR-mediated activity.</p>		
Alka 110 Merino-Y56 Part A & BISPHENOL A DIGLYCIDYL ETHER	Oxiranes (including glycidyl ethers and alkyl oxides, and epoxides) share many common characteristics with respect to animal toxicology. One such oxirane is ethyloxirane; data presented here may be taken as representative.		
Acute Toxicity		Carcinogenicity	
Skin Irritation/Corrosion		Reproductivity	
Serious Eye Damage/Irritation	✓	STOT - Single Exposure	✗
Respiratory or Skin sensitisation	✓	STOT - Repeated Exposure	✓
Mutagenicity		Aspiration Hazard	

Legend: – Data either not available or does not fill the criteria for classification



– Data available to make classification

SECTION 12 Ecological information

Toxicity

Alka 110 Merino-Y56 Part A	Endpoint	Test Duration (hr)	Species	Value	Source
	Not Available	Not Available	Not Available	Not Available	Not Available

	Endpoint	Test Duration (hr)	Species	Value	Source
	bisphenol A diglycidyl ether	EC50	48h	Crustacea	1.1mg/l
EC50		72h	Algae or other aquatic plants	9.4mg/l	2
NOEC(ECx)		504h	Crustacea	0.3mg/l	2
LC50		96h	Fish	1.2mg/l	2
silica crystalline - quartz	Endpoint	Test Duration (hr)	Species	Value	Source
	Not Available	Not Available	Not Available	Not Available	Not Available
barium sulfate	Endpoint	Test Duration (hr)	Species	Value	Source
	EC50	48h	Crustacea	32mg/L	2
	NOEC(ECx)	72h	Algae or other aquatic plants	>=1.15mg/l	2
	EC50	72h	Algae or other aquatic plants	>1.15mg/l	2
bisphenol A/ diglycidyl ether resin, liquid	Endpoint	Test Duration (hr)	Species	Value	Source
	EC50	48h	Crustacea	~2mg/l	2
	EC50(ECx)	48h	Crustacea	~2mg/l	2
	benzyl alcohol	Endpoint	Test Duration (hr)	Species	Value
EC50		48h	Crustacea	230mg/l	2
EC50		72h	Algae or other aquatic plants	500mg/l	2
NOEC(ECx)		336h	Fish	5.1mg/l	2
EC50		96h	Algae or other aquatic plants	76.828mg/l	2
	LC50	96h	Fish	10mg/l	2
Legend:	Extracted from 1. IUCLID Toxicity Data 2. Europe ECHA Registered Substances - Ecotoxicological Information - Aquatic Toxicity 4. US EPA, Ecotox database - Aquatic Toxicity Data 5. ECHA Assessment Data 6. NITE (Japan) - Bioconcentration Data 7. METI (Japan) - Bioconcentration Data 8. Vendor Data				

Toxic to aquatic organisms, may cause long-term adverse effects in the aquatic environment.

Do NOT allow product to come in contact with surface waters or to intertidal areas below the mean high water mark. Do not contaminate water when cleaning equipment or disposing of equipment wash-waters.

Wastes resulting from use of the product must be disposed of on site or at approved waste sites. Toxic to flora.

Toxic to soil organisms.

Liquid epoxy resins and some reactive diluents are not readily biodegradable, although its epoxy functional groups are hydrolysed in contact with water, they have the potential to bio-accumulate and are moderately toxic to aquatic organisms. They are generally classified as dangerous for the environment according to the European Union classification criteria.

Uncured solid resins on the other hand are not readily bio-available, not toxic to aquatic and terrestrial organisms, not readily biodegradable, but hydrolysable. They present no significant hazard for the environment.

Non-ionic polymers with MWs > 1,000 that do not contain reactive functional groups and are comprised of minimal low MW oligomers are estimated to display no effects at saturation (NES). These polymers display NES because the amount dissolved in water is not anticipated to reach a concentration at which adverse effects may be expressed.

Guidance for the assessment of aquatic toxicity hazard results in a Low hazard designation for those materials that display NES.

Reactive diluents generally have a low to moderate potential for bioconcentration (tendency to accumulate in the food chain) and a high to very high potential for mobility in soil.

Small amounts that escape to the atmosphere will photodegrade.

They would not be expected to persist in the environment.

Most reactive diluents should be considered slightly to moderately toxic to aquatic organisms on an acute basis while some might also be considered harmful to the environment.

For Silica:

Environmental Fate: Most documentation on the fate of silica in the environment concerns dissolved silica, in the aquatic environment, regardless of origin, (man-made or natural), or structure, (crystalline or amorphous).

Terrestrial Fate: Silicon makes up 25.7% of the Earth's crust, by weight, and is the second most abundant element, being exceeded only by oxygen. Silicon is not found free in nature, but occurs chiefly as the oxide and as silicates. Once released into the environment, no distinction can be made between the initial forms of silica.

Aquatic Fate: At normal environmental pH, dissolved silica exists exclusively as monosilicic acid. At pH 9.4, amorphous silica is highly soluble in water. Crystalline silica, in the form of quartz, has low solubility in water. Silicic acid plays an important role in the biological/geological/chemical cycle of silicon, especially in the ocean. Marine organisms such as diatoms, silicoflagellates and radiolarians use silicic acid in their skeletal structures and their skeletal remains leave silica in sea sediment. Ecotoxicity: Silicon is important to plant and animal life and is practically non-toxic to fish including zebrafish, and Daphnia magna water fleas.

For bisphenol A and related bisphenols:

Environmental fate:

Biodegradability (28 d) 89% - Easily biodegradable

Bioconcentration factor (BCF) 7.8 mg/l

Bisphenol A, its derivatives and analogues, can be released from polymers, resins and certain substances by metabolic products

Substance does not meet the criteria for PBT or vPvB according to Regulation (EC) No 1907/2006, Annex XIII

As an environmental contaminant, bisphenol A interferes with nitrogen fixation at the roots of leguminous plants associated with the bacterial symbiont Sinorhizobium meliloti. Despite a half-life in the soil of only 1-10 days, its ubiquity makes it an important pollutant. According to Environment Canada, "initial assessment shows that at low levels, bisphenol A can harm fish and organisms

over time. Studies also indicate that it can currently be found in municipal wastewater." However, a study conducted in the United States found that 91-98% of bisphenol A may be removed from water during treatment at municipal water treatment plants.

Ecotoxicity:

Fish LC50 (96 h): 4.6 mg/l (freshwater fish); 11 mg/l (saltwater fish); NOEC 0.016 mg/l (freshwater fish- 144 d); 0.064 mg/l (saltwater fish 164 d)

Fresh water invertebrates EC50 (48 h): 10.2 mg/l; NOEC 0.025 mg/l - 328 d)

Marine water invertebrate EC50 (96 h): 1.1 mg/l; NOEC 0.17 mg/l (28 d)

Freshwater algae (96 h): 2.73 mg/l

Marine water algae (96 h): 1.1 mg/l

Fresh water plant EC50 (7 d): 20 mg/l; NOEC 7.8 mg/l

In general, studies have shown that bisphenol A can affect growth, reproduction and development in aquatic organisms.

Among freshwater organisms, fish appear to be the most sensitive species. Evidence of endocrine-related effects in fish, aquatic invertebrates, amphibians and reptiles has been reported at environmentally relevant exposure levels lower than those required for acute toxicity. There is a widespread variation in reported values for endocrine-related effects, but many fall in the range of 1 ug/L to 1 mg/L

A 2009 review of the biological impacts of plasticisers on wildlife published by the Royal Society with a focus on annelids (both aquatic and terrestrial), molluscs, crustaceans, insects, fish and amphibians concluded that bisphenol A has been shown to affect reproduction in all studied animal groups, to impair development in crustaceans and amphibians and to induce genetic aberrations.

A large 2010 study of two rivers in Canada found that areas contaminated with hormone-like chemicals including bisphenol A showed females made up 85 per cent of the population of a certain fish, while females made up only 55 per cent in uncontaminated areas.

Although abundant data are available on the toxicity of bisphenol-A (2,2-bis (4-hydroxydiphenyl)propane;(BPA) A variety of BPs were examined for their acute toxicity against *Daphnia magna*, mutagenicity, and oestrogenic activity using the Daphtoxkit (Creasel Ltd.), the umu test system, and the yeast two-hybrid system, respectively, in comparison with BPA. BPA was moderately toxic to *D. magna* (48-h EC50 was 10 mg/l) according to the current U.S. EPA acute toxicity evaluation standard, and it was weakly oestrogenic with 5 orders of magnitude lower activity than that of the natural estrogen 17 beta-oestradiol in the yeast screen, while no mutagenicity was observed. All seven BPs tested here showed moderate to slight acute toxicity, no mutagenicity, and weak oestrogenic activity as well as BPA. Some of the BPs showed considerably higher oestrogenic activity than BPA, and others exhibited much lower activity. Bisphenol S (bis(4-hydroxydiphenyl)sulfone) and bis(4-hydroxyphenyl)sulfide) showed oestrogenic activity.

Biodegradation is a major mechanism for eliminating various environmental pollutants. Studies on the biodegradation of bisphenols have mainly focused on bisphenol A. A number of BPA-degrading bacteria have been isolated from enrichments of sludge from wastewater treatment plants. The first step in the biodegradation of BPA is the hydroxylation of the carbon atom of a methyl group or the quaternary carbon in the BPA molecule. Judging from these features of the biodegradation mechanisms, it is possible that the same mechanism used for BPA is used to biodegrade all bisphenols that have at least one methyl or methylene group bonded at the carbon atom between the two phenol groups. However, bisphenol F (bis(4-hydroxyphenyl)methane; BPF), which has no substituent at the bridging carbon, is unlikely to be metabolised by such a mechanism.

Nevertheless BPF is readily degraded by river water microorganisms under aerobic conditions. From this evidence, it was clear that a specific mechanism for biodegradation of BPF does exist in the natural ecosystem.

Algae can enhance the photodegradation of bisphenols. The photodegradation rate of BPF increased with increasing algae concentration. Humic acid and Fe³⁺ ions also enhanced the photodegradation of BPF. The effect of pH value on the BPF photodegradation was also important.

Significant environmental findings are limited. Oxiranes (including glycidyl ethers and alkyl oxides, and epoxides) exhibit common characteristics with respect to environmental fate and ecotoxicology. One such oxirane is ethyloxirane and data presented here may be taken as representative. For 1,2-Butylene oxide (Ethyloxirane):

log Kow values of 0.68 and 0.86. BAF and BCF : 1 to 17 L./kg.

Aquatic Fate - Ethyloxirane is highly soluble in water and has a very low soil-adsorption coefficient, which suggests that, if released to water, adsorption of ethyloxirane to sediment and suspended solids is not expected. Volatilization of ethyloxirane from water surfaces would be expected. Ethyloxirane is hydrolysable, with a half-life of 6.5 days, and biodegradable up to 100% degradation and is not expected to persist in water. Models have predicted a biodegradation half-life in water of 15 days.

Terrestrial Fate: When released to soil, ethyloxirane is expected to have low adsorption and thus very high mobility. Volatilization from moist soil and dry soil surfaces is expected.

Ethyloxirane is not expected to be persistent in soil.

Atmospheric Fate: It is expected that ethyloxirane exists solely as a vapor in ambient atmosphere. Ethyloxirane may also be removed from the atmosphere by wet deposition processes. The half-life in air is about 5.6 days from the reaction of ethyloxirane with photochemically produced hydroxyl radicals which indicates that this chemical meets the persistence criterion in air (half-life of = 2 days).

Ecotoxicity - The potential for bioaccumulation of ethyloxirane in organisms is likely to be low and has low to moderate toxicity to aquatic organisms. Ethyloxirane is acutely toxic to water fleas and toxicity values for bacteria are close to 5000 mg/L. For algae, toxicity values exceed 500 mg/L.

For high molecular weight synthetic polymers: (according to the Sustainable Futures (SF) program (U.S. EPA 2005b; U.S. EPA 2012c) polymer assessment guidance.) High MW polymers are expected:

- to have low vapour pressure and are not expected to undergo volatilization .
- to adsorb strongly to soil and sediment

· to be non-biodegradable (not anticipated to be assimilated by microorganisms.- therefore, biodegradation is not expected to be an important removal process. However many exceptions exist High MW polymers are not expected to undergo removal by other degradative processes under environmental conditions

Environmental toxicity is a function of the n-octanol/water partition coefficient (log Pow, log Kow). Compounds with log Pow >5 act as neutral organics, but at a lower log Pow, the toxicity of epoxide-containing polymers is greater than that predicted for simple narcotics. For Inorganic Sulfate:

Environmental Fate - Sulfates can produce a laxative effect at concentrations of 1000 - 1200 mg/liter, but no increase in diarrhea, dehydration or weight loss. The presence of sulfate in drinking-water can also result in a noticeable taste. Sulfate may also contribute to the corrosion of distribution systems. No health-based guideline value for sulfate in drinking water is proposed.

Atmospheric Fate: Sulfates are removed from the air by both dry and wet deposition processes. Wet deposition processes including rain-out (a process that occurs within the clouds) and washout (removal by precipitation below the clouds) which contribute to the removal of sulfate from the atmosphere.

Terrestrial Fate: Soil - In soil, the inorganic sulfates can adsorb to soil particles or leach into surface water and groundwater. Plants - Sodium sulfate is not very toxic to terrestrial plants however; sulfates can be taken up by plants and be incorporated into the parenchyma of the plant. Some plants (e.g. corn and *Kochia Scoparia*) are capable of accumulating sulfate to concentrations that are potentially toxic to ruminants. Jack pine are the most sensitive plant species.

Aquatic Fate: Sulfate in water can also be reduced by sulfate bacteria (*Thiobacilli*) which use them as a source of energy. In anaerobic environments sulfate is biologically reduced to (hydrogen) sulfide by sulfate reducing bacteria, or incorporated into living organisms as source of sulfur. Sodium sulfate is not reactive in aqueous solution at room temperature. Sodium sulfate will completely dissolve, ionize and distribute across the entire planetary "aquasphere". Some sulfates may eventually be deposited with the majority of sulfates participating in the sulfur cycle in which natural and industrial sodium sulfates are not distinguishable.

Ecotoxicity: Significant bioconcentration or bioaccumulation is not expected. Algae are the most sensitive to sodium sulfate and toxicity occurs in bacteria from 2500mg/L. Sulfates are not acutely toxic to fish or invertebrates. *Daphnia magna* water fleas and fathead minnow appear to be the least sensitive species. Activated sludge showed a very low sensitivity to sodium sulfate. Overall it can be concluded that sodium sulfate has no acute adverse effect on aquatic and sediment dwelling organisms. No data were found for long term toxicity.

Reactive diluents which are only slightly soluble in water and do not evaporate quickly are expected to sink to the bottom or float to the top, depending on the density, where they would be expected to biodegrade slowly.

For Barium and its Compounds:

Environmental Fate: Barium is a highly reactive metal occurring naturally only in a combined state, primarily as inorganic complexes. Conditions such as pH, oxidation-reduction potential, cation exchange capacity, and the presence of sulfate, carbonate, and the presence of metal oxides will affect the partitioning of barium and its compounds in the environment. The element is released to environmental by both natural processes and man-made sources. Most barium released to the environment from industrial sources is in forms that do not become widely dispersed.

Atmospheric Fate: In the atmosphere, barium is likely to be present in particulate form. Barium compounds will be removed from the atmosphere via wet/dry deposition. The substance may change to different forms of barium in the air.

Terrestrial Fate: Soil - Barium will leach from geological formations to groundwater and will adsorb to soil. Barium is not very mobile in most soil systems and will form soluble complexes with fulvic/humic acids. Transportation rates of barium in soil are dependent on the characteristics of soil material. In soils with high positive ion exchange capacity, (e.g., fine textured mineral soils or soils with high organic matter content), barium mobility will be limited by adsorption. Soils high in calcium carbonate leave barium carbonate residues, which limit mobility. Barium produces barium sulfate residues in the presence of sulfates. Barium is more mobile, and is more likely to be leached, from soils in the presence of chloride and under acidic conditions. Barium binds with fatty acids, (e.g., in acidic landfill leachate), and will be much more mobile in soils containing fatty acids. Plants - Barium is not expected to concentrate in plants, relative to amounts found in soils; however, there are some plants, (beans, forage plants, Brazil nuts, and mushrooms), which accumulate barium.

Aquatic Fate: Barium will adsorb to sediment/suspended particulate matter. Precipitation of barium sulfate salts is accelerated where rivers enter the ocean. Sedimentation of suspended solids removes a large portion of the barium content from surface waters. Barium in sediments is found largely in the form of barium sulfate, (barite).

Ecotoxicity: Barium concentration will increase as it moves up the food chain in both land and aquatic species. In aquatic media, barium is likely to precipitate out of solution as an insoluble salt, (i.e. barium sulfate/barium sulfite). The uptake of barium by fish and marine organisms is also an important removal mechanism. Barium may concentrate in marine plants by a factor of 400-4,000 times the level present in the water. The substance may concentrate in marine animals, plankton, and brown algae.

Chemwatch: 7967-75

Version No: 2.1

For Benzyl Alkyl Alcohols: Log Kow: 1.36 to 2.06; Vapor Pressure: 0.01 to 0.1 hPa (@ room temperature); Water Solubility: >5x10+3 mg/L.

Environmental Fate: Benzyl alkyl alcohols are liquids, under standard temperature and pressure conditions. These substances will partition primarily to the soil, secondarily to the water, and very slightly to the air.

Atmospheric Fate: Benzyl alcohol is expected to exist almost entirely in the vapor phase, in the ambient atmosphere. The estimated half-life for the vapor phase reaction of benzyl alcohol with hydroxyl radicals in the atmosphere is 2 days. Based on its water solubility, it may undergo dissolution into clouds and subsequently be removed from the atmosphere via precipitation.

Terrestrial Fate: These substances are expected to have high soil mobility and will readily leach from soil. Microbial degradation in soil may occur, based on limited data.

Evaporation from dry soil to the atmosphere may be an important fate process; however, it is not expected to be a significant process in moist soils.

Aquatic Fate: If released to water, benzyl alcohol is expected to undergo rapid microbial degradation in both oxygenated and low oxygen environments. The substances undergo negligible breakdown in water, but there is a potential for some of the members of this group to undergo light breakdown in water.

Ecotoxicology: Overall, these substances are expected to have low persistence in the environment. Accumulation in aquatic species is also expected to be low. The potential for acute toxicity of these substances is expected to be low for fish and algae; however, a moderate hazard is predicted for daphnia water fleas for the cluster members with slightly higher molecular weights and octanol-water partition coefficients.

For benzoates:

The environmental characteristics for benzoates is ultimately determined by the properties of counter-ions, and is assumed to be non-toxic.

Environmental Exposure and Fate: Distribution models indicate that water and soil are the main environmental pathways of benzyl alcohol, benzoic acid, sodium and potassium benzoates. No volatilization to the atmosphere or adsorption to sediments is expected. Physical chemical properties and use patterns indicate water to be the main pathway for these substances, however, based on the chemical structure and organic chemistry, no hydrolysis is expected at pH ranges of 4 – 11. Photodegradation is calculated at 50% after 1.3 to 3 days for benzyl alcohol and the benzoates, and measured at 90% after 140 minutes for benzoic acid.

Biodegradation and Bioaccumulation: The Benzoates are readily biodegradable under both aerobic and anaerobic conditions. Removal experiments show biotic mineralisation to be the main elimination pathway for the chemicals. The potential for bioaccumulation is low.

Ecotoxicity: Data show that acute toxicity of benzoic acid and sodium benzoate in aquatic organisms is greatly reduced when the pH is neutralized. Under environmental relevant conditions the acute toxicity of benzoic acids is very low, while benzyl alcohol has a low to moderate acute toxicity.

For benzyl alcohol: log Kow : 1.1Koc : <5Henry's atm m3 /mol: 3.91E-07BOD 5: 1.55-1.6,33-62%COD : 96%ThOD : 2.519BCF : 4 Bioaccumulation: Not significant

Anaerobic Effects: Significant degradation.

Effects on algae and plankton: Inhibits degradation of glucose

Degradation Biological: Significant processes

Abiotic: RxnOH*,no photochem

Ecotoxicity: Fish LC50 (48 h): fathead minnow 770 mg/l; (72 h): 480 mg/l; (96 h) 460 mg/l. Fish LC50 (96 h) fathead minnow 10 ppm, bluegill sunfish 15 ppm; tidewater silverside fish 15 ppm.

Products of Biodegradation: Possibly hazardous short term degradation products are not likely. However, long term degradation products may arise, but these are less toxic than the product itself.

DO NOT discharge into sewer or waterways.

Persistence and degradability

Ingredient	Persistence: Water/Soil	Persistence: Air
bisphenol A diglycidyl ether	HIGH	HIGH
bisphenol A/ diglycidyl ether resin, liquid	HIGH	HIGH
benzyl alcohol	LOW	LOW

Bioaccumulative potential

Ingredient	Bioaccumulation
bisphenol A diglycidyl ether	MEDIUM (LogKOW = 3.84)
bisphenol A/ diglycidyl ether resin, liquid	LOW (LogKOW = 2.6835)
benzyl alcohol	LOW (LogKOW = 1.1)

Mobility in soil

Ingredient	Mobility
bisphenol A diglycidyl ether	LOW (Log KOC = 1767)
bisphenol A/ diglycidyl ether resin, liquid	LOW (Log KOC = 51.43)
benzyl alcohol	LOW (Log KOC = 15.66)



SECTION 13 Disposal considerations

Waste treatment methods

Continued...

Product / Packaging disposal	<ul style="list-style-type: none"> ▶ Containers may still present a chemical hazard/ danger when empty. ▶ Return to supplier for reuse/ recycling if possible. Otherwise: ▶ If container can not be cleaned sufficiently well to ensure that residuals do not remain or if the container cannot be used to store the same product, then puncture containers, to prevent re-use, and bury at an authorised landfill. ▶ Where possible retain label warnings and SDS and observe all notices pertaining to the product. <p>Waste Management Production waste from epoxy resins and resin systems should be treated as hazardous waste in accordance with National regulations. Fire retarded resins containing halogenated compounds should also be treated as special waste. Accidental spillage of resins, curing agents and their formulations should be contained and absorbed by special mineral absorbents to prevent them from entering the environment. Contaminated or surplus product should not be washed down the sink, but preferably be fully reacted to form cross-linked solids which is non-hazardous and can be more easily disposed. Finished articles made from fully cured epoxy resins are hard, infusible solids presenting no hazard to the environment. However, finished articles from flame-retarded material containing halogenated resins should be considered hazardous waste, and disposed as required by National laws. Articles made from epoxy resins, like other thermosets, can be recycled by grinding and used as fillers in other products. Another way of disposal and recovery is combustion with energy recovery. Legislation addressing waste disposal requirements may differ by country, state and/ or territory. Each user must refer to laws operating in their area. In some areas, certain wastes must be tracked. A Hierarchy of Controls seems to be common - the user should investigate:</p> <ul style="list-style-type: none"> ▶ Reduction ▶ Reuse ▶ Recycling ▶ Disposal (if all else fails) <p>This material may be recycled if unused, or if it has not been contaminated so as to make it unsuitable for its intended use. If it has been contaminated, it may be possible to reclaim the product by filtration, distillation or some other means. Shelf life considerations should also be applied in making decisions of this type. Note that properties of a material may change in use, and recycling or reuse may not always be appropriate.</p> <ul style="list-style-type: none"> x DO NOT allow wash water from cleaning or process equipment to enter drains. x It may be necessary to collect all wash water for treatment before disposal. ▶ In all cases disposal to sewer may be subject to local laws and regulations and these should be considered first. ▶ Where in doubt contact the responsible authority. <p>Removal of bisphenol A (BPA) from aqueous solutions was accomplished by adsorption of enzymatically generated quinone derivatives on chitosan beads. The use of chitosan in the form of beads was found to be more effective because heterogeneous removal of BPA with chitosan beads was much faster than homogeneous removal of BPA with chitosan solutions, and the removal efficiency was enhanced by increasing the amount of chitosan beads dispersed in the BPA solutions and BPA was completely removed by quinone adsorption in the presence of chitosan beads more than 0.10 cm³/cm³. In addition, a variety of bisphenol derivatives were completely or effectively removed by the procedure constructed in this study, although the enzyme dose or the amount of chitosan beads was further increased as necessary for some of the bisphenol derivatives used. M. Suzuki, and E. Musashi J Appl Polym Sci, 118(2):721 - 732; October 2010 ▶ Recycle wherever possible or consult manufacturer for recycling options.</p> <ul style="list-style-type: none"> ▶ Consult State Land Waste Authority for disposal. ▶ Bury or incinerate residue at an approved site. ▶ Recycle containers if possible, or dispose of in an authorised landfill.
-------------------------------------	---

SECTION 14 Transport information**Labels Required**

	
Marine Pollutant	
HAZCHEM	●3Z

Land transport (ADG)

14.1. UN number or ID number	3082				
14.2. UN proper shipping name	ENVIRONMENTALLY HAZARDOUS SUBSTANCE, LIQUID, N.O.S.				
14.3. Transport hazard class(es)	<table border="1"> <tr> <td>Class</td> <td>9</td> </tr> <tr> <td>Subsidiary Hazard</td> <td>Not Applicable</td> </tr> </table>	Class	9	Subsidiary Hazard	Not Applicable
Class	9				
Subsidiary Hazard	Not Applicable				
14.4. Packing group	III				
14.5. Environmental hazard	Environmentally hazardous				
14.6. Special precautions for user	<table border="1"> <tr> <td>Special provisions</td> <td>274 331 335 375 AU01</td> </tr> <tr> <td>Limited quantity</td> <td>5 L</td> </tr> </table>	Special provisions	274 331 335 375 AU01	Limited quantity	5 L
Special provisions	274 331 335 375 AU01				
Limited quantity	5 L				

Environmentally Hazardous Substances meeting the descriptions of UN 3077 or UN 3082 are not subject to this Code when transported by road or rail in;

- (a) packagings;
(b) IBCs; or

Chemwatch: **7967-75**

Version No: **2.1**

(c) any other receptacle not exceeding 500 kg(L).
 - Australian Special Provisions (SP AU01) - ADG Code 7th Ed.

Air transport (ICAO-IATA / DGR)

14.1. UN number	3082	
14.2. UN proper shipping name	Environmentally hazardous substance, liquid, n.o.s.	
14.3. Transport hazard class(es)	ICAO/IATA Class	9
	ICAO / IATA Subsidiary Hazard	Not Applicable
	ERG Code	9L
14.4. Packing group	III	
14.5. Environmental hazard	Environmentally hazardous	
14.6. Special precautions for user	Special provisions	A97 A158 A197 A215
	Cargo Only Packing Instructions	964
	Cargo Only Maximum Qty / Pack	450 L
	Passenger and Cargo Packing Instructions	964
	Passenger and Cargo Maximum Qty / Pack	450 L
	Passenger and Cargo Limited Quantity Packing Instructions	Y964
	Passenger and Cargo Limited Maximum Qty / Pack	30 kg G

Sea transport (IMDG-Code / GGVSee)

14.1. UN number	3082	
14.2. UN proper shipping name	ENVIRONMENTALLY HAZARDOUS SUBSTANCE, LIQUID, N.O.S.	
14.3. Transport hazard class(es)	IMDG Class	9
	IMDG Subsidiary Hazard	Not Applicable
14.4. Packing group	III	
14.5. Environmental hazard	Marine Pollutant	
14.6. Special precautions for user	EMS Number	F-A , S-F
	Special provisions	274 335 969
	Limited Quantities	5 L

14.7. Maritime transport in bulk according to IMO instruments

14.7.1. Transport in bulk according to Annex II of MARPOL and the IBC code

Not Applicable

14.7.2. Transport in bulk in accordance with MARPOL Annex V and the IMSBC Code

Product name	Group
bisphenol A diglycidyl ether	Not Available
silica crystalline - quartz	Not Available
barium sulfate	Not Available
bisphenol A/ diglycidyl ether resin, liquid	Not Available
benzyl alcohol	Not Available

14.7.3. Transport in bulk in accordance with the IGC Code

Product name	Ship Type
bisphenol A diglycidyl ether	Not Available
silica crystalline - quartz	Not Available
barium sulfate	Not Available
bisphenol A/ diglycidyl ether resin, liquid	Not Available
benzyl alcohol	Not Available

Continued...

Chemwatch: 7967-75

Version No: 2.1

SECTION 15 Regulatory information

Safety, health and environmental regulations / legislation specific for the substance or mixture

bisphenol A diglycidyl ether is found on the following regulatory lists

Australia Hazardous Chemical Information System (HCIS) - Hazardous Chemicals
Australia Standard for the Uniform Scheduling of Medicines and Poisons (SUSMP) - Schedule 5
Australian Inventory of Industrial Chemicals (AIIC)
Chemical Footprint Project - Chemicals of High Concern List
International Agency for Research on Cancer (IARC) - Agents Classified by the IARC Monographs - Not Classified as Carcinogenic
International WHO List of Proposed Occupational Exposure Limit (OEL) Values for Manufactured Nanomaterials (MNMS) | silica

crystalline - quartz is found on the following regulatory lists

Australia Hazardous Chemical Information System (HCIS) - Hazardous Chemicals
Australia Model Work Health and Safety Regulations - Hazardous chemicals (other than lead) requiring health monitoring
Australian Inventory of Industrial Chemicals (AIIC)
Chemical Footprint Project - Chemicals of High Concern List
International Agency for Research on Cancer (IARC) - Agents Classified by the IARC Monographs
International Agency for Research on Cancer (IARC) - Agents Classified by the IARC Monographs - Group 1: Carcinogenic to humans barium sulfate is

found on the following regulatory lists

Australian Inventory of Industrial Chemicals (AIIC)
International WHO List of Proposed Occupational Exposure Limit (OEL) Values for Manufactured Nanomaterials (MNMS) bisphenol A/

diglycidyl ether resin, liquid is found on the following regulatory lists

Australia Hazardous Chemical Information System (HCIS) - Hazardous Chemicals
Australia Standard for the Uniform Scheduling of Medicines and Poisons (SUSMP) - Schedule 5
Australian Inventory of Industrial Chemicals (AIIC)
Chemical Footprint Project - Chemicals of High Concern List
International WHO List of Proposed Occupational Exposure Limit (OEL) Values for Manufactured Nanomaterials (MNMS)

benzyl alcohol is found on the following regulatory lists

Australia Hazardous Chemical Information System (HCIS) - Hazardous Chemicals
Australian Inventory of Industrial Chemicals (AIIC)

Additional Regulatory Information

Not Applicable

National Inventory Status

National Inventory	Status
Australia - AIIC / Australia Non-Industrial Use	Yes
Canada - DSL	Yes
Canada - NDSL	No (bisphenol A diglycidyl ether; silica crystalline - quartz; barium sulfate; bisphenol A/ diglycidyl ether resin, liquid; benzyl alcohol)
China - IECSC	Yes
Europe - EINEC / ELINCS / NLP	Yes
Japan - ENCS	Yes
Korea - KECI	Yes
New Zealand - NZIoC	Yes
Philippines - PICCS	Yes
USA - TSCA	All chemical substances in this product have been designated as TSCA Inventory 'Active'
Taiwan - TCSI	Yes

Continued...

Chemwatch: 7967-75

Version No: 2.1

National Inventory	Status
Mexico - INSQ	No (bisphenol A diglycidyl ether)
Vietnam - NCI	Yes
Russia - FBEPH	Yes
Legend:	<i>Yes = All CAS declared ingredients are on the inventory No = One or more of the CAS listed ingredients are not on the inventory. These ingredients may be exempt or will require registration.</i>

SECTION 16 Other information

Revision Date	23/07/2025
Initial Date	23/07/2025

Other information

Classification of the preparation and its individual components has drawn on official and authoritative sources as well as independent review by the Chemwatch Classification committee using available literature references.

The SDS is a Hazard Communication tool and should be used to assist in the Risk Assessment. Many factors determine whether the reported Hazards are Risks in the workplace or other settings. Risks may be determined by reference to Exposures Scenarios. Scale of use, frequency of use and current or available engineering controls must be considered.

Definitions and abbreviations

- ▶ PC—TWA: Permissible Concentration-Time Weighted Average
- ▶ PC—STEL: Permissible Concentration-Short Term Exposure Limit
- ▶ IARC: International Agency for Research on Cancer
- ▶ ACGIH: American Conference of Governmental Industrial Hygienists
- ▶ STEL: Short Term Exposure Limit

- ▶ TEEL: Temporary Emergency Exposure Limit.
- ▶ IDLH: Immediately Dangerous to Life or Health Concentrations
- ▶ ES: Exposure Standard
- ✗ OSF: Odour Safety Factor
- ✗ NOAEL: No Observed Adverse Effect Level
- ▶ LOAEL: Lowest Observed Adverse Effect Level
- ▶ TLV: Threshold Limit Value
- ▶ LOD: Limit Of Detection
- ▶ OTV: Odour Threshold Value
- ▶ BCF: BioConcentration Factors
- ▶ BEI: Biological Exposure Index
- ▶ DNEL: Derived No-Effect Level
- ▶ PNEC: Predicted no-effect concentration
- ▶ MARPOL: International Convention for the Prevention of Pollution from Ships
- ▶ IMSBC: International Maritime Solid Bulk Cargoes Code
- ▶ IGC: International Gas Carrier Code
- ▶ IBC: International Bulk Chemical Code

- ▶ AIC: Australian Inventory of Industrial Chemicals
- ▶ DSL: Domestic Substances List
- ✗ NDSL: Non-Domestic Substances List
- ✗ IECSC: Inventory of Existing Chemical Substance in China
- ▶ EINECS: European INventory of Existing Commercial chemical Substances
- ▶ ELINCS: European List of Notified Chemical Substances
- ▶ NLP: No-Longer Polymers
- ▶ ENCS: Existing and New Chemical Substances Inventory
- ▶ KECI: Korea Existing Chemicals Inventory
- ▶ NZIoC: New Zealand Inventory of Chemicals
- ▶ PICCS: Philippine Inventory of Chemicals and Chemical Substances
- ▶ TSCA: Toxic Substances Control Act
- ▶ TCSI: Taiwan Chemical Substance Inventory
- ▶ INSQ: Inventario Nacional de Sustancias Químicas
- ▶ NCI: National Chemical Inventory
- ▶ FBEPH: Russian Register of Potentially Hazardous Chemical and Biological Substances

This document is copyright.

Apart from any fair dealing for the purposes of private study, research, review or criticism, as permitted under the Copyright Act, no part may be reproduced by any process without written permission from CHEMWATCH. TEL (+61 3) 9572 4700.

Chemwatch: **7967-75**

Version No: **2.1**

